BAXCELL

ISO 9001:2008
JAS-ANZ
Reg No.:RQ91/5211

BAX-LOK Tube Fitting



Visual Index – Click on link for desire page.

Nomenclature Page 3

How to Order Page 3

Principles Page 4

Materials Page 5

Features Page 6

Selection of Tubing Page 6

Threads Page 8

Sealing Page 10

Installation Page 12

General Dimensions Page 13

Tube to Union

Union - U
Page 14

Reducing Union – RU
Page 15

Bulkhead Union – BU
Page 16

Union Elbow – UE
Page 17

Union Tee – UT
Page 18

Union Cross – UC
Page 19

Tube to Male Fitting

Male Connector NPT - MCN (Imperial Series)
Page 20

Male Connector NPT - MCN (Metric Series)
Page 21

Male Connector BSP Taper – MCB
Page 22

Male Connector BSPP – MCBP
Page 23

Male Bulkhead Connector – MBCN
Page 24

Male Elbow NPT - MEN (Imperial Series)
Page 25

Male Elbow NPT - MEN (Metric Series)
Page 26

Male Elbow BSP Taper – MEB
Page 27

Male Elbow NPT 45 –METN
Page 28

Male Run TEE NPT – MRTN
Page 29

Male Branch TEE NPT – MBTN
Page 30

Tube to Female Fitting

Female Connector NPT - FCN (Imperial Series)
Page 31

Female Connector NPT - FCN (Metric Series)
Page 32

Female Connector BSP - FCB / BSPP-MCBP
Page 33

Female Bulkhead Connector NPT – FBCN
Page 34

Female Elbow NPT– FEN
Page 35

Female Run Tee NPT – FRTN
Page 36

Female Branch Tee NPT – FBTN
Page 37

Components

Blanking End – BE
Page 38

Blanking Plug – BP
Page 39

Tube Nut – NU
Page 40

Front Ferrule – FF
Page 41

Back Ferrule – BF
Page 41

BAXCELL Instrument Valves & Fittings Pvt. Ltd.
Mumbai - India
http://www.baxcell.com

Nomenclature

BAX-LOK fitting part numbers are constructed from symbols that identify the size and the material used.

Imperial tube				
4	MC	8	N	M
Tube O.D.	**Style**	**Thread Size**	**Thread Type**	**Material**
1/4"	Male Connector	1/2 "	NPT	MONEL & Grade

Therefore, the part no. will be 4MC8N-M400

Metric tube				
12M	FC	1/4	N	SS
Tube O.D.	**Style**	**Thread Size**	**Thread Type**	**Material**
12mm	Female Connector	1/4"	NPT	SS & Grade

Therefore, the part no. will be 12MFC1/4N-SS316

Optional Feature: BAXCELL offers Tube Fittings with **CASE HARDENED** ferrules for which the process is outsourced from a multinational who are world leaders in providing thermal processing services having 170 locations in 27 countries worldwide employing the latest technology & with years of expertise in this field.

For fittings with **CASE HARDENED ferrules**, please **add CH** after above part no.

How to Order

BAX-LOK tube fittings are ordered by part number as listed in this catalogue.

Size:
Imperial tube and pipe thread sizes are designated by the number of sixteenths of an inch.
Eg. ½" tube = 8/16=8,1/4" NPT =4/16=4.
Metric tube is designated in millimeters and prefixed "M".
Eg. 12mm tube = 12M. The thread size is written as a fraction Eg. ¼ NPT = ¼N.

Fitting style

A letter or combination of letters and numbers are used to designate the type of fitting. Eg. MRT = male run tee. Please see visual index.

Thread type	
N= NPT	ANSI B1.20.1
B= BSP Taper	BS21, ISO7/1
BP= BSPP	BS2779, ISO 228/1+2, DIN 3852 FORM A
BP= BSPP	BS2779, ISO 228/1+2, DIN 3852 FORM B
M= METRIC	BS3643, ISO 261, 262

BAXCELL
BAXCELL Instrument Valves & Fittings Pvt. Ltd.
Mumbai - India
http://www.baxcell.com

Materials	
SS-316	Titanium-T
Steel-S	Alloy Steel-AS
Brass-B	Incoloy-I
MONEL-M	Incolonel-IN
Hastelloy C-HC	Aluminum-A
Please mention material & grade after fitting part no.	

For additional Feature i.e CASE HARDENED ferrules please add CH after above part no :

BAX-LOK tube fittings can be supplied in almost any material suitable for machining.

Principles

The BAX-LOK twin ferrule fitting consists of four precision engineered parts designed to provide secure leak- proof joints capable of satisfying high pressure, vacuum and vibration applications.

Fittings are supplied complete and ready for use. The front ferrule swages onto the tube as it moves down the cone of the body creating a pressure/vacuum-tight seal on both tube and body by the interface pressure and surface finish of mating components. The back ferrule then deforms inwards in the cone of the front ferrule, forming into the tube and creating a strong mechanical hold on the tube.

The internal diameter of the body and nut are closely controlled diameters which constrain the tube within a close tolerance of its axis ensuring accurate alignment within the assembled fittings

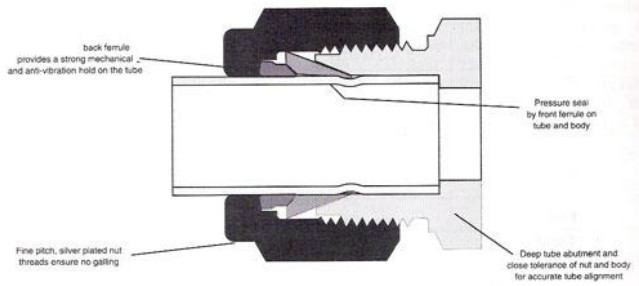

Quality Assurance	Product Specification	Application
Manufacturing and ordering processes are tightly controlled by a quality assurance program as per BS 4368 Part IV by carrying out inspection/testing activities at 3 stages as per QAP	The BAX-LOK fittings are widely used in Onshore, Offshore, Chemical, Petrochemical and other Process industries. The fittings comply with ASTM / BS / IS specifications	The BAX-LOK fitting has been specifically designed for use on instrumentation, process and control systems, together with equipment employed in Chemical, Chromatography, Petroleum, Power Generation and Pulp & Paper plants. BAX-LOK tube fitting have also been used in some of the most severe and demanding applications.

Materials

BAX-LOK fittings are available in 316 Stainless Steel, Brass, Steel, Aluminum, Monel, Hastelloy C, Incoloy 825, Inconnel 600 and Titanium. Straight fittings are machined from cold finished bar stock and shaped bodies are machined from close grain forgings. The raw materials used fully conform to the chemical requirements of one or more of the specifications listed below.

Typical raw material specifications:

Material	Bar	Forging
Stainless steel	BS 970 316-S 31 DIN 4401 ASME SA 479/276-316	BS 970 316-S 31 DIN 4401 ASME SA 182-316
Brass	B S 2874 C Z 121 ASTM B16 ALLOY 360 IS 319 Grade-I & II	BS 2872 C Z 122 ASTM B124 ALLOY 377 IS 6192
Steel	ASTM A 108	ASTM A 576
Aluminum	ASTM B 211	ASTM B 211
MONEL	BS 3076 NA 13 ASTM B 164	BS 3076 NA 13 ASTM B 164
Hastelloy C276	ASTM B 575	ASTM B 574
Incoloy 825	BS 3076 NA16 ASTM B 425	BS 3076 NA16 ASTM B 425
Inconnel 600	ASTM B 166	ASTM B 564

BAXCELL
BAXCELL Instrument Valves & Fittings Pvt. Ltd.
Mumbai - India
http://www.baxcell.com

Features

Torque	No distortion	Sealing
BAX-LOK tube fittings do not twist the tube during installation. The BAX-LOK fitting design ensures that all make and remake loading is transmitted axially to the tube. Fitting make-up is eased due to a silver plating of the tube nut threads, which acts as an effective lubricant and prevents galling.	In make-up, there is no undue force in an outward direction to distort the fitting body or ferrules to cause interference between the ferrules and the nut. This assures that the nut will back off for disassembly and permits a greater number of end remarks.	Positive, reliable connections with BAX-LOK fittings have been qualified with exhaustive tests and over years of experience in the manufacture of quality tube fittings. Specific product features such as burnished cones for superior sealing and exacting manufacturing tolerances for consistent product quality, all contribute to the effective sealing of the fittings. In tests, after repeated remakes BAX-LOK fittings effected a Helium seal at over 200 bar. Vibration and impulse tests in the multi-million cycle range prove outstanding sealing capability and fatigue resistance.

How to Identify Metric Fittings

Metric tube fittings are identified by a stepped shoulder on both the body and the threaded end of the nut as illustrated.

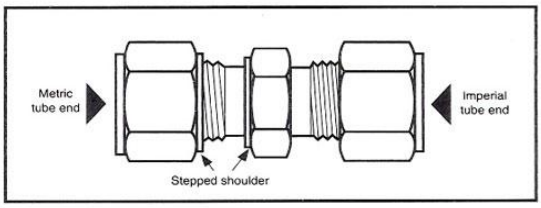

Selection of Tubing

The BAX-LOK twin ferrule tube fitting is precision engineered to exacting standards. Careful selection of high quality tubing together with the appropriate BAX-LOK fitting will ensure the installation of safe, leak free systems. The following tables are intended as a guide to tube ordering. The tube sizes listed are regularly tested to bursting pressure in both maximum and minimum wall thickness using correctly assembled BAX-LOK tube fittings, with no sign of leakage or failure at the connections. For use with tubes of wall thickness other than those listed, recommendations regarding working pressures for BAX-LOK fittings can be obtained from our Technical Dept.

Tube should be fully annealed high quality stainless steel tubing to ASTM A-269 or equivalent. The preferred hardness is Rb 80 or less, if harder tube is used Rb 90 is the maximum allowed under ASTM A-269.

Recommended maximum working pressures for stainless steel tubes in bar

BAXCELL
BAXCELL Instrument Valves & Fittings Pvt. Ltd.
Mumbai - India
http://www.baxcell.com

Metric Tubing

Outside Diameter of tube (mm)	Tube wall thickness (mm)						
	0.5	0.7	1.0	1.5	2.0	2.5	3.0
3	450	660					
4	275	480	685				
6	205	310	515	725			
8	170	225	410	530			
10	130	180	310	490			
12	105	150	245	375	480		
16			160	245	350		
18			140	230	335	380	
20				195	290	335	
25				170	230	265	325

Imperial

Outside Diameter of tube (inch)	Tube wall thickness (Swg/inch)							
	33/.010	30/.012	22/.028	22/.036	18/.048	16/.064	14/.080	12/.104
1/16	385	465						
1/8			680	865				
1/4			345	515	600	805		
5/16			265	315	465	635		
3/8			205	275	380	515		
1/2			170	205	275	380	480	
5/8				155	205	275	380	450
3/4				120	170	240	310	380
7/8				105	140	195	245	300
1				85	120	170	225	240

The working pressures in the above tables are based on actual tests on ASTM 269 tubing with a safety factor of 4:1. They apply to a metal temperature range of –20o to +100o C.

BAXCELL
BAXCELL Instrument Valves & Fittings Pvt. Ltd.
Mumbai - India
http://www.baxcell.com

Threads

NPT Threads

The National Pipe Taper thread has a thread angle of 60o, and is mainly used in the petrochemical and process industries.

NPT – National Pipe Taper threads for connections where pressure–tight joints are made on the threads utilizing a thread sealant.

Thread Standard

ANSI/ASME B. 20.1-1983

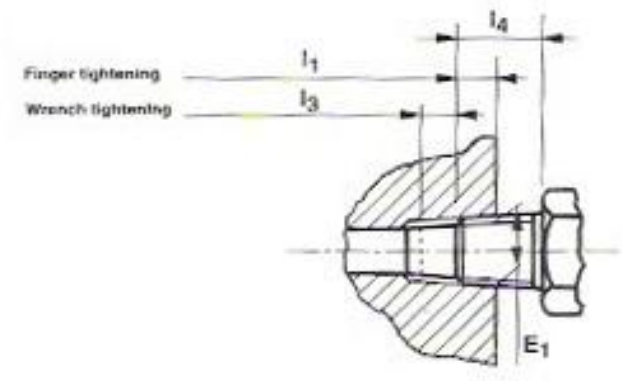

Thread Size	Thread Per	E1		I1 Nominal		I3 Nominal			I4	
Inch	Inch	inch	mm	inch	mm	Threads	inch	Mm	inch	mm
1/8	27	0.376	9,50	0.161	4,10	3	0.111	2,82	0.392	9,97
¼	18	0.492	12,50	0.228	5,79	3	0.167	4,23	0.595	15,10
3/8	18	0.627	15,93	0.240	6,10	3	0.167	4,23	0.601	15,26
½	14	0.778	19,77	0.320	8,13	3	0.214	5,44	0.782	19,86
¾	14	0.989	25,12	0.339	8,61	3	0.214	5,44	0.793	20,15
1	11.1/2	1.239	31,46	0.400	10,16	3	0.261	6,63	0.985	25,01
1.1/4	11.1/2	1.593	40,22	0.420	10,67	3	0.261	6,63	1.009	25,62
1.1/2	11.1/2	1.822	46,29	0.420	10,67	3	0.261	6,63	1.025	26,04

BAXCELL
BAXCELL Instrument Valves & Fittings Pvt. Ltd.
Mumbai - India
http://www.baxcell.com

BSP threads
BSPP and BSP Taper threads have a thread angle of 55o.
The spot face surface must be square to the pitch diameter and free from longitudinal and spiral tool marks.

BSPP – British Standard Pipe Parallel threads are used in tubes and fittings where pressure-tight joints are not made on the thread, i.e. a peripheral seal is use.

BSP Taper – British Standard Pipe Taper threads are used in tubes and fittings where pressure-tight joints are made on the threads.

Thread Standards:
BSPP thread to: ISO 228-1, BS2779, DIN 3852 part 2,
BSP Taper thread to: ISO 7/1, BS21

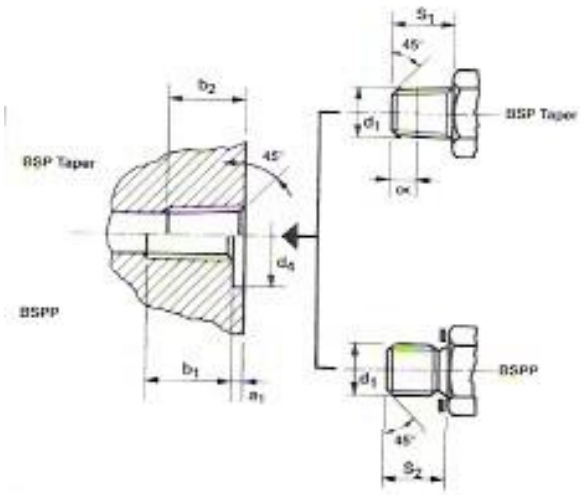

BSPP	BSPT	Threads per	d1 Nominal		Min		d4 Max.		a1		S1		S2 Min.		b1 Min.		b2	
		inch	inch	mm	inch	mm	inch	mm	inch	mm	inch	mm	inch	mm	inch	mm	inch	mm
1/8	1/8	28	0.383	9,73	0.156	3,97	0.591	0.591	0.39	1	0.375	9,53	0.281	7,14	0.315	8	0.217	5,5
¼	¼	19	0.518	13,16	0.237	6,05	0.748	0.748	0.059	1,5	0.562	14,28	0.437	9,40	0.472	12	0.335	8,5
3/8	3/8	19	0.656	16,66	0.250	6,35	0.906	0.906	0.079	2	0.562	14,28	0.437	9,40	0.437	12	0.335	8,5
½	½	14	0.825	20,95	0.322	8,16	1.063	1.063	0.098	2,5	0.750	19,05	0.562	14,28	0.551	14	0.413	10,5
¾	¾	14	1.041	26,44	0.375	9,2	1.299	1.299	0.098	2,5	0.750	19,05	0.625	15,88	0.630	16	0.512	13
1	1	11	1.309	33,25	0.409	10,39	1.575	1.575	0.098	2,5	0.937	23,80	0.718	18,24	0.709	18		
1.1/4	1.1/4	11	1.650	41,91	0.500	12,7	1.969	1.969	0.098	2,5	1.0	2,4	0.781	19,84	0.787	20		
1.1/2	1.1/2	11	1.882	47,80	0.500	12,7	2.205	2.20	0.098	2,5	1.0	25,4	0.875	22,23	0.866	22		

BAXCELL Instrument Valves & Fittings Pvt. Ltd.
Mumbai - India
http://www.baxcell.com

Sealing

Interference sealing of taper threads

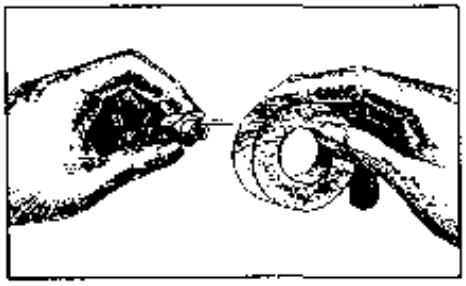

Pressure-tight joints of screwed connections with taper threads are achieved by the application of a sealant to the surface of the external male thread.
A minimum of five layers of PTFE tape should be wound around the external taper thread prior to the assembly.
Starting with the first thread, wrap the tape in the direction of the thread spiral.
Ensure that the PTFE tape does not overhang the first thread. PTFE tape should be to the BS4375 specification

Sealing compounds and liquid sealants.

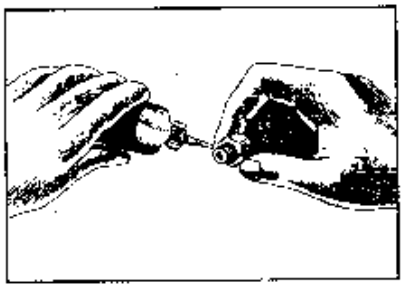

Apart from polymer joint compounds and air-drying liquid sealants, the most common thread seal is an anaerobic synthetic resin, which cures in the absence of air.

Following assembly and tightening, the curing process is induced by a catalytic reaction between the resin and the metal. Resins that contain PTFE ease dis-assembly. For applications in food related industries, the thread sealant must be to a specified food-grade.
Connections are normally ready for operation following one hour curing time, complete curing may take up to 24 hours.

Peripheral sealing of parallel threads

Pressure-tight joints of screwed connections with parallel threads are achieved by placing a seal between the two-machined faces.

Flat seal

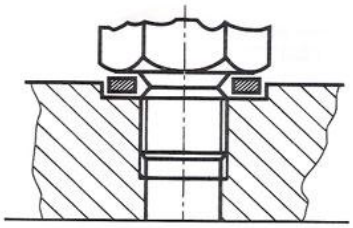

Washers and rings are manufactured in many different materials including fully annealed 316 stainless steel, copper, aluminum, fiber, and plastics.

The tightening torque at assembly will vary according to the tensile strength of the fitting material, and the elasticity of the peripheral seal. The torque should be carefully selected to avoid compressing soft seals to the point of extrusion.

Bonded seals

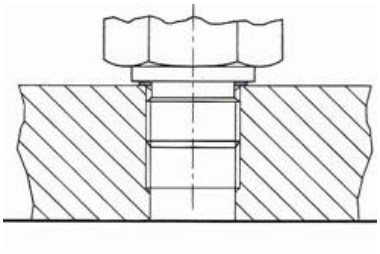

Elastomer sealing rings bonded into metal washers. Bonded seals are reusable, and cater for a variation in the quality of the machined surfaces.

Installation

Interference sealing of taper threads

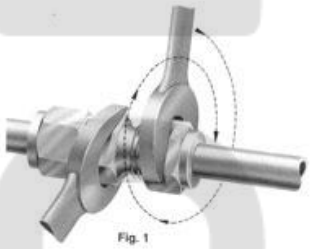
Fig. 1

Fig. 2


Fig. 3

BAX-LOK tube fittings are supplied completely assembled.

Normal uses
1-Ensure that the end of the tube is cut square and any burrs removed without causing undue chamfering of the tube end.
2-Insert the tube into the BAX –LOK fitting ensuring that the tube is firmly butted home into the body of the fitting and the nut is finger tight.
3-With the body firmly held, mark the nut in the finger tightened position, and rotate the nut one and a quarter turns from the marked position (fig.1). The correctly made connection is then completed.
4-For sizes up to 3/16” tube fittings, only three quarters of a turn from finger tight is necessary.

High pressure applications, high safety factor systems

To allow for possible tolerance variations in tube diameters when the application demands the maximum pressure sealing capabilities of the fitting, it is recommended that the nut is tightened until the tube cannot be rotated by hand. From this point the nut should be tightened one and a quarter turns.

Re-tightening and dis-assembly

With BAX -LOK tube fittings the connection can be disconnected and retightened many times and the same reliable, safe, leak proof connection obtained.

Pre Assembly

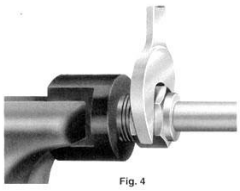
Fig. 4

Fig. 5

For applications where lack of space precludes normal assembly a set of hardened pre-assembly tools is available to enable the nut and ferrules to be pre-assembled onto the tube. With the assembly tool secured in a vice, insert the tube and assemble (fig. 4) as per installation instructions.

Break the pre-assembled joint and insert this assembly into the fitting body (fig 5). Re-assemble as stated in the re-tightening instructions

General Dimensions Data

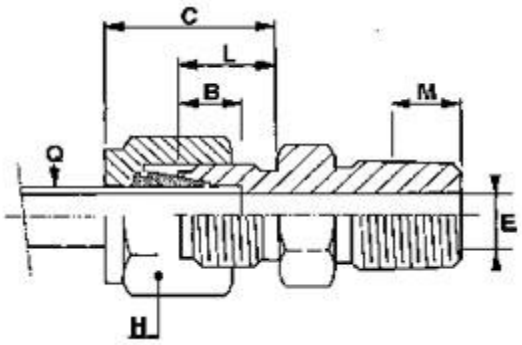

Imperial Tubing

Size No.	Tube O.D. inch	NPT Pipe Thread	UN Straight thread	B		C		E Dia		H	L		M* Minimum		Q Min. Inch
				inch	mm	inch	mm	inch	mm	inch	inch	mm	inch	mm	
1	1/16	1/16	10-32	0.190	4,83	0.43	10,9	0.052	1,32	5/16	0.288	7,32	0.16	4,06	0.010
2	1/8	1/8	5/16-20	0.250	6,35	0.60	15,2	0.093	2,36	7/16	0.350	8,89	0.16	4,06	0.028
3	3/16	1/8	3/8-20	0.281	7,14	0.63	16,0	0.125	3,18	1/2	0.382	9,70	0.16	4,06	0.028
4	1/4	1/8	7/16-20	0.302	7,67	0.70	17,8	0.187	4,75	9/16	0.404	10,26	0.16	4,06	0.028
5	5/16	1/8	1/2-20	0.332	8,43	0.73	18,6	0.187	4,75	5/8	0.437	11,11	0.16	4,06	0.028
6	3/8	1/4	9/16-20	0.365	9,27	0.76	19,3	0.281	7,14	11/16	0.466	11,84	0.23	5,84	0.028
8	1/2	3/8	3/4-20	0.500	12,70	0.86	21,8	0.406	10,31	7/8	0.476	12,09	0.24	6,10	0.028
10	5/8	1/2	7/8-20	0.562	14,27	0.86	21,8	0.500	12,70	1	0.476	12,09	0.32	8,13	0.036
12	3/4	3/4	1-20	0.562	14,27	0.86	21,8	0.625	15,88	1.1/8	0.476	12,09	0.34	8,64	0.036
14	7/8	3/4	1.1/8-20	0.625	15,88	0.86	21,8	0.750	19,05	1.1/4	0.476	12,09	0.34	8,64	0.036
16	1	1	1.5/16-20	0.750	19,05	1.04	26,4	0.875	22,23	1.1/2	0.570	14,48	0.40	10,16	0.036

Metric Tubing

(Metric tube fittings are identified by a stepped shoulder on both the body and the threaded end of the nut as illustrated.)

Size	Tube O.D.	NPT Pipe Thread	UN Straight Thread	B	C	E Dia	H	L	M* Minimum	Q Min.
No.	mm			mm	mm	mm	mm	mm	mm	mm
3	3	1/8	5/16-20	6,35	15,3	2,36	12	8,71	4,06	0,5
4	4	1/8	3/8-20	7,29	16,1	3,00	12	9,53	4,06	0,5
6	6	1/8	7/16-20	7,94	17,7	4,76	14	10,19	4,06	0,5
8	8	1/8	1/2-20	8,43	18,6	4,76	16	11,11	4,06	0,5
10	10	1/4	5/8-20	9,53	19,5	7,14	19	11,88	5,84	0,5
12	12	3/8	3/4-20	12,70	22,0	9,53	22	11,88	6,10	0,5
16	16	1/2	7/8-20	14,28	22,0	12,70	25	11,88	8,13	1,0
18	18	1/2	1-20	14,28	22,0	12,70	30	11,88	8,13	1,0
20	20	3/4	1.1/8-20	15,90	22,0	15,9	30	11,88	8,64	1,0
25	25	1	1.5/16-20	18,77	26,5	22,23	38	14,27	10,16	1,5

BAXCELL
BAXCELL Instrument Valves & Fittings Pvt. Ltd.
Mumbai - India
http://www.baxcell.com

UNION – U

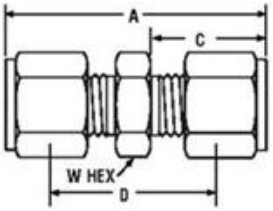

Imperial Tubing

Tube O.D inch	Part Number	A		C		D		W inch	Min bore	
		inch	mm	inch	mm	inch	mm		inch	mm
1/16	BAX - 1U1	0.99	25.15	0.43	10.92	0.69	17.53	5/16	0.05	1.27
1/8	BAX - 2U2	1.39	35.31	0.60	15.24	0.88	22.35	7/16	0.09	2.29
3/16	BAX - 3U3	1.48	37.59	0.64	16.26	0.95	24.13	7/16	0.13	3.30
1/4	BAX - 4U4	1.62	41.15	0.70	17.78	1.03	26.16	1/2	0.19	4.83
5/16	BAX - 5U5	1.70	43.18	0.73	18.54	1.11	28.19	9/16	0.25	6.35
3/8	BAX - 6U6	1.77	44.96	0.76	19.30	1.19	30.23	5/8	0.28	7.11
1/2	BAX - 8U8	2.02	51.31	0.87	22.10	1.22	30.99	13/16	0.41	10.41
5/8	BAX - 10U10	2.05	52.07	0.87	22.10	1.25	31.75	15/16	0.50	12.70
3/4	BAX - 12U12	2.11	53.59	0.87	22.10	1.31	33.27	1.1/16	0.63	16.00
7/8	BAX - 14U14	2.18	55.37	0.87	22.10	1.38	35.05	1.3/16	0.75	19.05
1	BAX - 16U16	2.57	65.28	1.05	26.67	1.59	40.39	1.3/8	0.88	22.35

Metric Tubing

(Metric tube fittings are identified by a stepped shoulder on both the body and the threaded end of the nut as illustrated.)

Tube O.D mm	Part Number	A	C	D	W inch	Min bore mm
		mm	mm	mm		
3	BAX - 3MU	35.3	15.3	22.1	12.0	2.4
4	BAX - 4MU	37.4	16.1	24.2	12.0	3.0
6	BAX - 6MU	41.2	17.7	26.2	14.0	4.8
8	BAX - 8MU	43.2	18.6	28.2	15.0	6.4
10	BAX - 10MU	46.2	19.5	31.0	18.0	7.9
12	BAX - 12MU	51.2	22.0	31.0	22.0	9.5
16	BAX - 16MU	52.0	22.0	31.8	24.0	12.7
18	BAX - 18MU	53.5	22.0	33.3	27.0	15.1
20	BAX - 20MU	55.0	22.0	34.8	30.0	15.9
25	BAX - 25MU	65.1	26.5	40.5	35.0	22.2

Note : Dimensions are for reference only and are subject to change without prior intimation.

BAXCELL
BAXCELL Instrument Valves & Fittings Pvt. Ltd.
Mumbai - India
http://www.baxcell.com

Reducing Union - RU

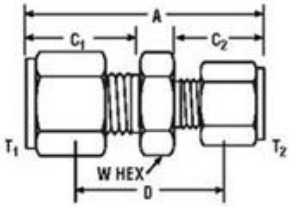

Imperial Tubing

Tube O.D		Part Number	A		C1		C2		D		W inch	Min bore	
1 inch (T1)	2 inch (T2)		inch	mm	inch	mm	inch	mm	inch	mm		inch	mm
1/8	1/16	BAX - 2RU1	1.21	30.73	0.60	15.24	0.43	10.92	0.81	20.57	7/16	0.05	1.27
3/16	1/16	BAX - 3RU1	1.27	32.26	0.64	16.26	0.43	10.92	0.86	21.84	7/16	0.05	1.27
3/16	1/8	BAX - 3RU2	1.44	36.58	0.64	16.26	0.60	15.24	0.92	23.37	7/16	0.09	2.29
1/4	1/16	BAX - 4RU1	1.38	35.05	0.70	17.78	0.43	10.92	0.91	23.11	1/2	0.05	1.27
1/4	1/8	BAX - 4RU2	1.52	38.61	0.70	17.78	0.60	15.24	0.97	24.64	1/2	0.09	2.29
1/4	3/16	BAX - 4RU3	1.55	39.37	0.70	17.78	0.64	16.26	1.00	25.40	1/2	0.13	3.30
5/16	1/4	BAX - 5RU4	1.67	42.42	0.73	18.54	0.70	17.78	1.08	27.43	9/16	0.19	4.83
3/8	1/16	BAX - 6RU1	1.44	36.58	0.76	19.30	0.43	10.92	1.00	25.40	5/8	0.05	1.27
3/8	1/8	BAX - 6RU2	1.61	40.89	0.76	19.30	0.60	15.24	1.06	26.92	5/8	0.09	2.29
3/8	1/4	BAX - 6RU4	1.71	43.43	0.76	19.30	0.70	17.78	1.13	28.70	5/8	0.19	4.83
3/8	5/16	BAX - 6RU5	1.75	44.45	0.76	19.30	0.73	18.54	1.16	29.46	5/8	0.25	6.35
1/2	1/8	BAX - 8RU2	1.75	44.45	0.87	22.10	0.60	15.24	1.09	27.69	13/16	0.09	2.29
1/2	1/4	BAX - 8RU4	1.85	46.99	0.87	22.10	0.70	17.78	1.16	29.46	13/16	0.19	4.83
1/2	3/8	BAX - 8RU6	1.91	48.51	0.87	22.10	0.76	19.30	1.22	30.99	13/16	0.28	7.11
5/8	3/8	BAX - 10RU6	1.94	49.28	0.87	22.10	0.76	19.30	1.25	31.75	15/16	0.28	7.11
5/8	1/2	BAX - 10RU8	2.05	52.07	0.87	22.10	0.87	22.10	1.25	31.75	15/16	0.41	10.41
3/4	1/2	BAX - 12RU8	2.11	53.59	0.87	22.10	0.87	22.10	1.31	33.27	1.1/16	0.41	10.41
3/4	5/8	BAX - 12RU10	2.11	53.59	0.87	22.10	0.87	22.10	1.31	33.27	1.1/16	0.50	12.70
1	3/4	BAX - 16RU12	2.39	60.71	1.05	26.67	0.87	22.10	1.50	38.10	1.3/8	0.63	16.00

Metric Tubing

(Metric tube fittings are identified by a stepped shoulder on both the body and the threaded end of the nut as illustrated.)

Tube O.D		Part Number	A mm	C1 mm	C2 mm	D mm	W mm	Min bore
1mm(T1)	2 mm(T2)							mm
6	3	BAX - 6MRU3M	38.7	17.7	15.3	24.6	14	2.4
8	6	BAX - 8MRU6M	42.4	18.6	17.7	27.4	15.0	4.8
10	6	BAX - 10MRU6M	44.5	19.5	17.7	29.4	18.0	4.8
10	8	BAX - 10MRU8M	44.5	19.5	18.6	29.4	18.0	6.4
12	6	BAX - 12MRU6M	47.0	22	17.7	29.4	22.0	4.8
12	8	BAX - 12MRU8M	47.8	22	18.6	30.2	22.0	6.4
12	10	BAX - 12MRU10M	48.7	22	19.5	31	22.0	7.9
16	12	BAX - 16MRU12M	52.0	22	22	31.8	24.0	9.5
25	18	BAX - 25MRU18M	60.5	26.5	22	38.1	35.0	15.1
25	20	BAX - 25MRU20M	62.3	26.5	22	39.9	35.0	15.9

Note : Dimensions are for reference only and are subject to change without prior intimation.

BAXCELL
BAXCELL Instrument Valves & Fittings Pvt. Ltd.
Mumbai - India
http://www.baxcell.com

Bulkhead Union - BU

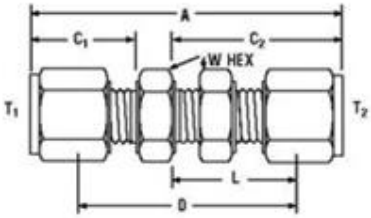

Imperial Tubing

Tube O.D inch	Part No.	A		C1		C2		D		L		W inch	B'head hole drill size		Max b'head thick ness		Min bore	
		inch	mm	inch	mm	inch	mm	inch	mm	inch	mm		inch	mm	inch	mm	inch	mm
1/16	BAX - 1BU1	1.23	31.24	0.43	10.92	0.68	17.27	0.94	23.88	0.53	13.46	5/16	13/64	5.2	1/8	3.1	0.05	1.27
1/8	BAX - 2BU2	2.02	51.31	0.60	15.24	1.23	31.24	1.50	38.10	0.97	24.64	1/2	21/64	8.3	1/2	12.7	0.09	2.29
3/16	BAX - 3BU3	2.11	53.59	0.64	16.26	1.26	32.00	1.59	40.39	1.00	25.40	9/16	25/64	9.9	1/2	12.7	0.13	3.30
1/4	BAX - 4BU4	2.27	57.66	0.70	17.78	1.31	33.27	1.69	42.93	1.02	25.91	5/8	29/64	11.5	17/32	10.2	0.19	4.83
5/16	BAX - 5BU5	2.40	60.96	0.73	18.54	1.42	36.07	1.81	45.97	1.12	28.45	11/16	33/64	13.1	9/16	11.2	0.25	6.35
3/8	BAX - 6BU6	2.46	62.48	0.76	19.30	1.44	36.58	1.88	47.75	1.15	29.21	3/4	37/64	14.7	9/16	11.2	0.28	7.11
1/2	BAX - 8BU8	2.80	71.12	0.87	22.10	1.65	41.91	2.00	50.80	1.25	31.75	15/16	49/64	19.4	19/32	12.7	0.41	10.41
5/8	BAX - 10BU10	2.86	72.64	0.87	22.10	1.68	42.67	2.06	52.32	1.28	32.51	1.1/16	57/64	22.6	19/32	12.7	0.50	12.70
3/4	BAX - 12BU12	3.11	78.99	0.87	22.10	1.87	47.50	2.31	58.67	1.47	37.34	1.3/16	1.1/64	25.8	25/32	16.8	0.63	16.00
7/8	BAX - 14BU14	3.33	84.58	0.87	22.10	2.09	53.09	2.53	64.26	1.69	42.93	1.3/8	1.9/64	29.0	15/16	19.1	0.75	19.05
1	BAX - 16BU16	3.78	96.01	1.05	26.67	2.27	57.66	2.81	71.37	1.78	45.21	1.5/8	1.21/64	33.7	15/16	19.1	0.88	22.35

Metric Tubing

(Metric tube fittings are identified by a stepped shoulder on both the body and the threaded end of the nut as illustrated.)

Tube O.D mm	Part Number	A	C1	C2	D	L	W inch	B'head hole drill size mm	Max b'head thichness mm	Min bore
		mm	mm	mm	mm	mm				mm
3	BAX - 3MBU	51.3	15.3	31.2	38.2	24.6	14.0	8.3	12.7	2.4
4	BAX - 4MBU	53.7	16.1	32.0	40.5	25.4	14.0	9.9	12.7	3.0
6	BAX - 6MBU	57.9	17.7	33.7	42.9	26.2	16.0	11.5	10.2	4.8
8	BAX - 8MBU	61.0	18.6	36.0	46.0	28.5	18.0	13.1	11.2	6.4
10	BAX - 10MBU	63.6	19.5	37.0	48.4	29.4	22.0	16.3	11.2	7.9
12	BAX - 12MBU	71.0	22.0	41.9	50.8	31.8	24.0	19.5	12.7	9.5
16	BAX - 16MBU	72.6	22.0	42.6	52.4	32.5	27.0	22.5	12.7	12.7
18	BAX - 18MBU	78.9	22.0	47.4	58.7	37.3	30.0	26.0	16.8	15.1

Note : Dimensions are for reference only and are subject to change without prior intimation.

BAXCELL
BAXCELL Instrument Valves & Fittings Pvt. Ltd.
Mumbai - India
http://www.baxcell.com

Union Elbow - UE

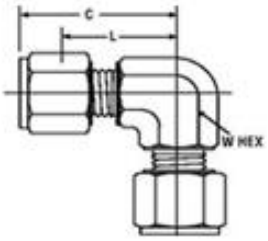

Imperial Tubing

Tube O.D inch	Part Number	C		L		W inch	Min. bore	
		inch	mm	inch	mm		inch	mm
1/16	BAX - 1UE1	0.70	17.78	0.55	13.97	3/8	0.05	1.27
1/8	BAX - 2UE2	0.88	22.35	0.62	15.75	3/8	0.09	2.29
3/16	BAX - 3UE3	1.00	25.40	0.74	18.80	1/2	0.13	3.30
1/4	BAX - 4UE4	1.06	26.92	0.77	19.56	1/2	0.19	4.83
5/16	BAX - 5UE5	1.13	28.70	0.84	21.34	9/16	0.25	6.35
3/8	BAX - 6UE6	1.20	30.48	0.91	23.11	5/8	0.28	7.11
1/2	BAX - 8UE8	1.42	36.07	1.02	25.91	13/16	0.41	10.41
5/8	BAX - 10UE10	1.50	38.10	1.10	27.94	15/16	0.50	12.70
3/4	BAX - 12UE12	1.57	39.88	1.17	29.72	1.1/16	0.63	16.00
7/8	BAX - 14UE14	1.76	44.70	1.36	34.54	1.3/8	0.75	19.05
1	BAX - 16UE16	1.93	49.02	1.45	36.83	1.3/8	0.88	22.35

Metric Tubing

(Metric tube fittings are identified by a stepped shoulder on both the body and the threaded end of the nut as illustrated.)

Tube O.D mm	Part Number	C	L	W inch	Min. bore mm
		mm	mm		
3	BAX - 3MUE	22.3	15.7	3/8	2.4
4	BAX - 4MUE	25.4	18.8	1/2	3.0
6	BAX - 6MUE	27	19.6	1/2	4.8
8	BAX - 8MUE	28.8	21.3	9/16	6.4
10	BAX - 10MUE	31.5	23.9	11/16	7.9
12	BAX - 12MUE	36.0	25.9	13/16	9.5
16	BAX - 16MUE	38	27.9	15/16	12.7
18	BAX - 18MUE	39.8	29.7	1.1/16	15.1
20	BAX - 20MUE	44.6	34.5	1.3/8	15.9
25	BAX - 25MUE	49.1	36.8	1.3/8	22.2

Note : Dimensions are for reference only and are subject to change without prior intimation.

BAXCELL
BAXCELL Instrument Valves & Fittings Pvt. Ltd.
Mumbai - India
http://www.baxcell.com

Union Tee - UT

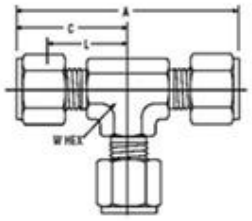

Imperial Tubing

Tube O.D inch	Part Number	A		C		L		W inch	Min. bore	
		inch	mm	inch	mm	inch	mm		inch	mm
1/16	BAX - 1UT1	1.42	36.07	0.71	18.03	0.56	14.22	3/8	0.05	1.27
1/8	BAX - 2UT2	1.76	44.70	0.88	22.35	0.62	15.75	3/8	0.09	2.29
3/16	BAX - 3UT3	1.96	49.78	0.96	24.38	0.70	17.78	7/16	0.13	3.30
1/4	BAX - 4UT4	2.12	53.85	1.06	26.92	0.77	19.56	1/2	0.19	4.83
5/16	BAX - 5UT5	2.34	59.44	1.17	29.72	0.88	22.35	5/8	0.25	6.35
3/8	BAX - 6UT6	2.40	60.96	1.20	30.48	0.91	23.11	5/8	0.28	7.11
1/2	BAX - 8UT8	2.84	72.14	1.42	36.07	1.02	25.91	13/16	0.41	10.41
5/8	BAX - 10UT10	3.06	77.72	1.53	38.86	1.13	28.70	1	0.50	12.70
3/4	BAX - 12UT12	3.14	79.76	1.57	39.88	1.16	29.46	1.1/16	0.63	16.00
7/8	BAX - 14UT14	3.52	89.41	1.76	44.70	1.36	34.54	1.3/8	0.75	19.05
1	BAX - 16UT16	3.86	98.04	1.93	49.02	1.45	36.83	1.3/8	0.88	22.35

Metric Tubing

(Metric tube fittings are identified by a stepped shoulder on both the body and the threaded end of the nut as illustrated.)

Tube O.D mm	Part Number	A	C	L	W	Min. bore mm
		mm	mm	mm	inch	
3	BAX - 3MUT	44.7	22.3	15.7	3/8	2.4
4	BAX - 4MUT	50.8	25.4	18.8	1/2	3.0
6	BAX - 6MUT	53.9	27.0	19.6	1/2	4.8
8	BAX - 8MUT	59.7	29.9	22.4	5/8	6.4
10	BAX - 10MUT	63.0	31.5	23.9	11/16	7.9
12	BAX - 12MUT	72.0	36.0	25.9	13/16	9.5
16	BAX - 16MUT	77.6	38.8	28.7	1	12.7
18	BAX - 18MUT	79.5	38.8	29.7	1.1/16	15.1
20	BAX - 20MUT	89.3	44.6	34.5	1.3/8	15.9
25	BAX - 25MUT	98.3	49.1	36.8	1.3/8	22.2

Note : Dimensions are for reference only and are subject to change without prior intimation.

Union Cross - UC

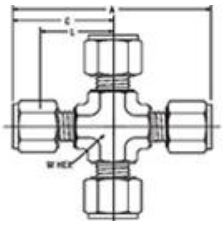

Imperial Tubing

Tube O.D mm	Part Number	A		C		L		W inch	Min. bore	
		inch	mm	inch	mm	inch	mm		inch	mm
1/8	B AX - 2UC2	1.76	44.70	0.98	24.89	0.62	15.75	7/16	0.09	2.29
3/16	BAX - 3UC3	1.83	46.48	0.96	24.38	0.70	17.78	7/16	0.13	3.30
1/4	BAX - 4UC4	2.12	53.85	1.06	26.92	0.76	19.30	1/2	0.19	4.83
5/16	BAX - 5UC5	2.34	59.44	1.17	29.72	0.88	22.35	5/8	0.25	6.35
3/8	BAX - 6UC6	2.40	60.96	1.20	30.48	0.91	23.11	5/8	0.28	7.11
1/2	BAX - 8UC8	2.84	72.14	1.42	36.07	1.02	25.91	13/16	0.41	10.41
5/8	BAX - 10UC10	3.06	77.72	1.53	38.86	1.13	28.70	1.1/16	0.50	12.70
3/4	BAX - 12UC12	3.12	79.25	1.57	39.88	1.16	29.46	1.1/16	0.63	16.00
7/8	BAX - 14UC14	3.52	89.41	1.76	44.70	1.36	34.54	1.5/16	0.75	19.05
1	BAX - 16UC16	3.86	98.04	1.93	49.02	1.45	36.83	1.5/16	0.88	22.35

Metric Tubing

(Metric tube fittings are identified by a stepped shoulder on both the body and the threaded end of the nut as illustrated.)

Tube O.D mm	Part Number	A	C	L	W inch	Min. bore mm
		mm	mm	mm		
3	BAX - 3MUC	44.7	22.3	15.7	7/16	2.4
4	BAX - 4MUC	50.8	25.4	18.8	1/2	3.0
6	BAX - 6MUC	53.9	27.0	19.6	1/2	4.8
8	BAX - 8MUC	59.7	29.9	22.4	5/8	6.4
10	BAX - 10MUC	67.0	33.5	25.9	13/16	7.9
12	BAX - 12MUC	72.0	36.0	25.9	13/16	9.5
16	BAX - 16MUC	74.0	37.0	26.9	15/16	12.7
18	BAX - 18MUC	76.6	38.3	28.9	1.1/16	15.1

Note : Dimensions are for reference only and are subject to change without prior intimation.

Male Connector NPT - MCN (Imperial Series)

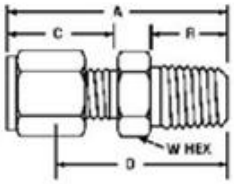

Imperial Tubing

Tube O.D inch	NPT thread	Part Number	A		C		D		R		W inch
			inch	mm	inch	mm	inch	mm	inch	mm	
1/16	1/16	BAX - 1MC1N	0.93	23.62	0.43	10.92	0.78	19.81	0.38	9.65	5/16
1/16	1/8	BAX - 1MC2N	1.03	26.16	0.43	10.92	0.88	22.35	0.38	9.65	7/16
1/16	1/4	BAX - 1MC4N	1.23	31.24	0.43	10.92	1.08	27.43	0.56	14.22	9/16
1/8	1/16	BAX - 2MC1N	1.17	29.72	0.60	15.24	0.91	23.11	0.38	9.65	3/8
1/8	1/8	BAX - 2MC2N	1.20	30.48	0.60	15.24	0.94	23.88	0.38	9.65	7/16
1/8	1/4	BAX - 2MC4N	1.40	35.56	0.60	15.24	1.14	28.96	0.56	14.22	9/16
1/8	3/8	BAX - 2MC6N	1.42	36.07	0.60	15.24	1.16	29.46	0.56	14.22	11/16
1/8	1/2	BAX - 2MC8N	1.67	42.42	.60	15.24	1.41	35.81	.75	19.05	7/8
3/16	1/16	BAX - 3MC1N	1.23	31.24	0.64	16.26	0.97	24.64	0.38	9.65	7/16
3/16	1/8	BAX - 3MC2N	1.23	31.24	0.64	16.26	0.97	24.64	0.38	9.65	7/16
3/16	1/4	BAX - 3MC4N	1.43	36.32	0.64	16.26	1.17	29.72	0.56	14.22	9/16
1/4	1/16	BAX - 4MC1N	1.29	32.77	0.70	17.78	1.00	25.40	0.38	9.65	1/2
1/4	1/8	BAX - 4MC2N	1.29	32.77	0.70	17.78	1.00	25.40	0.38	9.65	1/2
1/4	1/4	BAX - 4MC4N	1.49	37.85	0.70	17.78	1.20	30.48	0.56	14.22	9/16
1/4	3/8	BAX - 4MC6N	1.51	38.35	0.70	17.78	1.22	30.99	0.56	14.22	11/16
1/4	1/2	BAX - 4MC8N	1.76	44.70	0.70	17.78	1.47	37.34	0.75	19.05	7/8
5/16	1/8	BAX - 5MC2N	1.34	34.04	0.73	18.54	1.05	26.67	0.38	9.65	9/16
5/16	1/4	BAX - 5MC4N	1.52	38.61	0.73	18.54	1.23	31.24	0.56	14.22	9/16
5/16	3/8	BAX - 5MC6N	1.55	39.37	0.73	18.54	1.25	31.75	0.56	14.22	11/16
3/8	1/8	BAX - 6MC2N	1.38	35.05	0.76	19.30	1.09	27.69	0.38	9.65	5/8
3/8	1/4	BAX - 6MC4N	1.57	39.88	0.76	19.30	1.28	32.51	0.56	14.22	5/8
3/8	3/8	BAX - 6MC6N	1.57	39.88	0.76	19.30	1.28	32.51	0.56	14.22	11/16
3/8	1/2	BAX - 6MC8N	1.82	46.23	0.76	19.30	1.53	38.86	0.75	19.05	7/8
3/8	3/4	BAX - 6MC12N	1.88	47.75	0.76	19.30	1.59	40.39	0.75	19.05	1.1/16
1/2	1/8	BAX - 8MC2N	1.53	38.86	0.87	22.10	1.13	28.70	0.38	9.65	13/16
1/2	1/4	BAX - 8MC4N	1.71	43.43	0.87	22.10	1.31	33.27	0.56	14.22	13/16
1/2	3/8	BAX - 8MC6N	1.71	43.43	0.87	22.10	1.31	33.27	0.56	14.22	13/16
1/2	1/2	BAX - 8MC8N	1.93	49.02	0.87	22.10	1.53	38.86	0.75	19.05	7/8
1/2	3/4	BAX - 8MC12N	1.99	50.55	0.87	22.10	1.59	40.39	0.75	19.05	1.1/16
1/2	1	BAX - 8MC16N	2.28	57.91	0.87	22.10	1.88	47.75	0.94	23.88	1.3/8
5/8	3/8	BAX - 10MC6N	1.74	44.20	0.87	22.10	1.34	34.04	0.56	14.22	15/16
5/8	1/2	BAX - 10MC8N	1.93	49.02	0.87	22.10	1.53	38.86	0.75	19.05	15/16
5/8	3/4	BAX - 10MC12N	1.99	50.55	0.87	22.10	1.59	40.39	0.75	19.05	1.1/16
3/4	1/2	BAX - 12MC8N	1.99	50.55	0.87	22.10	1.59	40.39	0.75	19.05	1.1/16
3/4	3/4	BAX - 12MC12N	1.99	50.55	0.87	22.10	1.59	40.39	0.75	19.05	1.1/16
3/4	1	BAX - 12MC16N	2.28	57.91	0.87	22.10	1.88	47.75	0.94	23.88	1.3/8
7/8	3/4	BAX - 14MC12N	1.99	50.55	0.87	22.10	1.59	40.39	0.75	19.05	1.3/16
1	1/2	BAX - 16MC8N	2.27	57.66	1.05	26.67	1.78	45.21	0.75	19.05	1.3/8
1	3/4	BAX - 16MC12N	2.27	57.66	1.05	26.67	1.78	45.21	0.75	19.05	1.3/8
1	1	BAX - 16MC16N	2.46	62.48	1.05	26.67	1.97	50.04	0.94	23.88	1.3/8

Note : Dimensions are for reference only and are subject to change without prior intimation.

BAXCELL
BAXCELL Instrument Valves & Fittings Pvt. Ltd.
Mumbai - India
http://www.baxcell.com

Male Connector NPT - MCN (Metric Series)

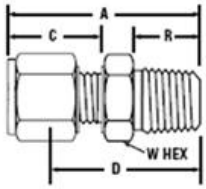

Metric Tubing

(Metric tube fittings are identified by a stepped shoulder on both the body and the threaded end of the nut as illustrated.)

Tube O.D mm	NPT thread	Part Number	A	C	D	R	W mm	Min bore mm
			mm	mm	mm	mm		
3	1/8	BAX - 3MMC1/8N	29.7	15.3	23.1	9.5	12.0	2.4
3	1/4	BAX - 3MMC1/4N	35.3	15.3	28.7	14.3	14.0	2.4
4	1/8	BAX - 4MMC1/8N	31.2	16.1	24.6	9.5	12.0	3.0
4	1/4	BAX - 4MMC1/4N	36.3	16.1	29.7	14.3	14.0	3.0
6	1/8	BAX - 6MMC1/8N	32.9	17.7	25.4	9.5	14.0	3.2
6	1/4	BAX - 6MMC1/4N	38.1	17.7	30.6	14.3	14.0	4.8
6	3/8	BAX - 6MMC3/8N	38.5	17.7	31.0	14.3	18.0	4.8
6	1/2	BAX - 6MMC1/2N	44.8	17.7	37.3	19.1	22.0	4.8
8	1/8	BAX - 8MMC1/8N	34.2	18.6	26.7	9.5	15.0	4.8
8	1/4	BAX - 8MMC1/4N	38.8	18.6	31.3	14.3	15.0	6.4
8	3/8	BAX - 8MMC3/8N	39.3	18.6	31.8	14.3	18.0	6.4
8	1/2	BAX - 8MMC1/2N	45.6	18.6	38.1	19.1	22.0	6.4
10	1/4	BAX - 10MMC1/4N	40.9	19.5	33.3	14.3	18.0	7.1
10	3/8	BAX - 10MMC3/8N	40.9	19.5	33.3	14.3	18.0	7.9
10	1/2	BAX - 10MMC1/2N	47.5	19.5	38.9	19.1	22.0	7.9
12	1/4	BAX - 12MMC1/4N	43.4	22.0	33.3	14.3	22.0	7.1
12	3/8	BAX - 12MMC3/8N	43.4	22.0	33.3	14.3	22.0	9.5
12	1/2	BAX - 12MMC1/2N	49.0	22.0	38.9	19.1	22.0	9.5
12	3/4	BAX - 12MMC3/4N	50.5	22.0	40.4	19.1	27.0	9.5
16	3/8	BAX - 16MMC3/8N	44.1	22.0	34.1	14.3	24.0	10.3
16	1/2	BAX - 16MMC1/2N	49.0	22.0	38.9	19.1	24.0	12.7
16	3/4	BAX - 16MMC3/4N	50.5	22.0	40.5	19.1	27.0	12.7
18	1/2	BAX - 18MMC1/2N	50.6	22.0	40.5	19.1	27.0	12.7
18	3/4	BAX - 18MMC3/4N	50.6	22.0	40.5	19.1	27.0	15.1
20	1/2	BAX - 20MMC1/2N	50.6	22.0	42.2	19.1	30.0	12.7
20	3/4	BAX - 20MMC3/4N	52.3	22.0	42.2	19.1	30.0	15.9
25	3/4	BAX - 25MMC3/4N	57.5	26.5	45.2	19.1	35.0	18.3
25	1	BAX - 25MMC1N	62.3	26.5	50.0	23.8	35.0	22.2

Note : Dimensions are for reference only and are subject to change without prior intimation.

BAXCELL
BAXCELL Instrument Valves & Fittings Pvt. Ltd.
Mumbai - India
http://www.baxcell.com

Male Connector BSP Taper - MCB

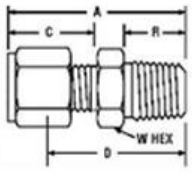

Imperial Tubing

Tube O.D inch	BSP Taper thread	Part Number	A		C		D		R		W (inch)	Min bore	
			inch	mm	inch	mm	inch	mm	inch	mm		inch	mm
1/4	1/8	BAX - 4MC2B	1.30	33.02	0.70	17.78	1.00	25.40	0.38	9.65	1/2	0.19	4.83
1/4	1/4	BAX - 4MC4B	1.50	38.10	0.70	17.78	1.20	30.48	0.56	14.22	9/16	0.19	4.83
1/4	3/8	BAX - 4MC6B	1.52	38.61	0.70	17.78	1.22	30.99	0.56	14.22	11/16	0.19	4.83
1/4	1/2	BAX - 4MC8B	1.77	44.96	0.70	17.78	1.47	37.34	0.75	19.05	7/8	0.19	4.83
3/8	1/4	BAX - 6MC4B	1.57	39.88	0.76	19.30	1.28	32.51	0.56	14.22	5/8	0.28	7.11
3/8	3/8	BAX - 6MC6B	1.57	39.88	0.76	19.30	1.28	32.51	0.56	14.22	11/16	0.28	7.11
3/8	1/2	BAX - 6MC8B	1.82	46.23	0.76	19.30	1.53	38.86	0.75	19.05	7/8	0.28	7.11
1/2	1/4	BAX - 8MC4B	1.69	42.93	0.86	21.84	1.31	33.27	0.56	14.22	13/16	0.28	7.11
1/2	3/8	BAX - 8MC6B	1.69	42.93	0.86	21.84	1.31	33.27	0.56	14.22	13/16	0.38	9.65
1/2	1/2	BAX - 8MC8B	1.91	48.51	0.66	16.76	1.53	38.86	0.75	19.05	7/8	0.41	10.41

Metric Tubing

(Metric tube fittings are identified by a stepped shoulder on both the body and the threaded end of the nut as illustrated.)

Tube O.D mm	BSP Taper thread	Part Number	A	C	D	R	W mm	Min bore mm
			mm	mm	mm	mm		
3	1/8	BAX - 3MMC1/8B	29.7	15.3	23.1	9.7	12.0	2.4
3	1/4	BAX - 3MMC1/4B	35.3	15.3	28.7	14.2	14.0	2.4
4	1/8	BAX - 4MMC1/8B	31.2	16.1	24.6	9.7	12.0	3.0
4	1/4	BAX - 4MMC1/4B	36.3	16.1	29.7	14.2	14.0	3.0
6	1/8	BAX - 6MMC1/8B	32.9	17.7	25.4	9.7	14.0	3.2
6	1/4	BAX - 6MMC1/4B	40.0	17.7	30.5	14.2	14.0	4.8
6	3/8	BAX - 6MMC3/8B	38.5	17.7	31.0	14.2	18.0	4.8
6	1/2	BAX - 6MMC1/2B	45.0	17.7	38.1	19.1	22.0	4.8
8	1/4	BAX - 8MMC1/4B	38.7	18.6	31.2	14.2	15.0	6.4
8	3/8	BAX - 8MMC3/8B	39.3	18.6	31.8	14.2	18.0	6.4
8	1/2	BAX - 8MMC1/2B	45.6	18.6	38.1	19.1	22.0	6.4
10	1/4	BAX - 10MMC1/4B	40.9	19.5	33.3	14.2	18.0	7.1
10	3/8	BAX - 10MMC3/8B	40.9	19.5	33.3	14.2	18.0	7.9
10	1/2	BAX - 10MMC1/2B	46.5	19.5	38.9	19.1	22.0	7.9
12	1/4	BAX - 12MMC1/4B	43.4	22.0	33.3	14.2	22.0	7.1
12	3/8	BAX - 12MMC3/8B	43.4	22.0	33.3	14.2	22.0	9.5
12	1/2	BAX - 12MMC1/2B	49.0	22.0	38.9	19.1	22.0	9.5
12	3/4	BAX - 12MMC3/4B	49.5	22.0	40.0	19.1	27.0	9.5
16	1/2	BAX - 16MMC1/2B	49.0	22.0	38.9	19.1	24.0	12.7
16	3/4	BAX - 16MMC3/4B	49.5	22.0	40.5	19.1	27.0	12.7
18	1/2	BAX - 18MMC1/2B	50.6	22.0	40.4	19.1	27.0	12.7
18	3/4	BAX - 18MMC3/4B	50.6	22.0	40.4	19.1	27.0	15.1
20	1/2	BAX - 20MMC1/2B	52.3	22.0	42.2	19.1	30.0	12.7
20	3/4	BAX - 20MMC3/4B	52.3	22.0	42.2	19.1	30.0	15.9
25	3/4	BAX - 25MMC3/4B	57.5	26.5	45.2	19.1	35.0	18.3
25	1	BAX - 25MMC1B	62.3	26.5	50.0	23.9	350.0	22.2

BAXCELL
BAXCELL Instrument Valves & Fittings Pvt. Ltd.
Mumbai - India
http://www.baxcell.com

Male Connector BSPP - MCBP

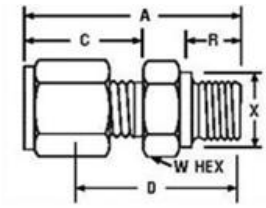

Imperial Tubing

Tube O.D inch	BSPP Thread	Part Number	A		C		D		R		W inch	X		Min bore	
			inch	mm	inch	mm	inch	mm	inch	mm		inch	mm	inch	mm
1/8	1/4	BAX - 2MC4BP	1.27	32.26	0.60	15.24	1.13	28.70	0.44	11.18	3/4	0.70	17.78	0.09	2.29
1/4	1/8	BAX - 4MC2BP	1.28	32.51	0.70	17.78	0.98	24.89	0.28	7.11	9/16	0.54	13.72	0.16	4.06
1/4	1/4	BAX - 4MC4BP	1.49	37.85	0.70	17.78	1.19	30.23	0.44	11.18	3/4	0.70	17.78	0.19	4.83
1/4	3/8	BAX - 4MC6BP	1.55	39.37	0.70	17.78	1.25	31.75	0.44	11.18	7/8	0.86	21.84	0.19	4.83
1/4	1/2	BAX - 4MC8BP	1.77	44.96	0.70	17.78	1.47	37.34	0.56	14.22	1.1/16	1.01	25.65	0.19	4.83
3/8	1/8	BAX - 6MC2BP	1.35	34.29	0.76	19.30	1.06	26.92	0.28	7.11	5/8	0.54	13.72	0.16	4.06
3/8	1/4	BAX - 6MC4BP	1.54	39.12	0.76	19.30	1.25	31.75	0.44	11.18	3/4	0.70	17.78	0.25	6.35
3/8	3/8	BAX - 6MC6BP	1.57	39.88	0.76	19.30	1.28	32.51	0.44	11.18	7/8	0.86	21.84	0.28	7.11
3/8	1/2	BAX - 6MC8BP	1.82	46.23	0.76	19.30	1.53	38.86	0.56	14.22	1.1/16	1.01	25.65	0.28	7.11
1/2	1/4	BAX - 8MC4BP	1.66	42.16	0.86	21.84	1.28	32.51	0.44	11.18	13/16	0.70	17.78	0.25	6.35
1/2	3/8	BAX - 8MC6BP	1.69	42.93	0.86	21.84	1.31	33.27	0.44	11.18	7/8	0.86	21.84	0.31	7.87
1/2	1/2	BAX - 8MC8BP	1.91	48.51	0.86	21.84	1.53	38.86	0.56	14.22	1.1/16	1.01	25.65	0.41	10.41
3/4	3/4	BAX - 12MC12BP	2.07	52.58	0.86	21.84	1.69	42.93	0.63	16.00	1.3/8	1.25	31.75	0.63	16.00
1	1	BAX - 16MC16BP	2.35	59.69	1.04	26.42	1.88	47.75	0.72	18.29	1.5/8	1.52	38.61	0.88	22.35

Metric Tubing

(Metric tube fittings are identified by a stepped shoulder on both the body and the threaded end of the nut as illustrated.)

Tube O.D mm	BSPP Thread	Part Number	A	C	D	R	W inch	X	Min bore mm
			mm	mm	mm	mm		mm	
6	1/8	BAX - 6MMC1/8BP	32.5	17.7	25.0	7.1	14.0	13.7	4.0
6	1/4	BAX - 6MMC1/4BP	37.7	17.7	30.2	11.2	19.0	17.8	4.8
6	3/8	BAX - 6MMC3/8BP	39.3	17.7	31.5	11.2	22.0	21.8	4.8
6	1/2	BAX - 6MMC1/2BP	45.6	17.7	38.1	14.2	27.0	25.7	4.8
8	1/4	BAX - 8MMC1/4BP	38.5	18.6	31.0	11.2	19.0	17.8	6.4
8	3/8	BAX - 8MMC3/8BP	39.8	18.6	32.3	11.2	22.0	21.8	6.4
8	1/2	BAX - 8MMC1/2BP	45.6	18.6	38.1	14.2	27.0	25.7	6.4
10	1/4	BAX - 10MMC1/4BP	39.4	19.5	31.8	11.2	19.0	17.8	6.4
10	3/8	BAX - 10MMC3/8BP	40.6	19.5	33.0	11.2	22.0	21.8	7.9
10	1/2	BAX - 10MMC1/2BP	46.5	19.5	38.9	14.2	27.0	25.7	7.9
12	1/4	BAX - 12MMC1/4BP	42.6	22.0	32.5	11.2	22.0	17.8	6.4
12	3/8	BAX - 12MMC3/8BP	43.1	22.0	33.0	11.2	22.0	21.8	7.9
12	1/2	BAX - 12MMC1/2BP	49.0	22.0	38.9	14.2	27.0	25.7	9.5
12	3/4	BAX - 12MMC3/4BP	52.8	22.0	42.7	16.0	35.0	31.8	9.5

Note : Dimensions are for reference only and are subject to change without prior intimation.

BAXCELL
BAXCELL Instrument Valves & Fittings Pvt. Ltd.
Mumbai - India
http://www.baxcell.com

Male Bulkhead Connector NPT - MBCN

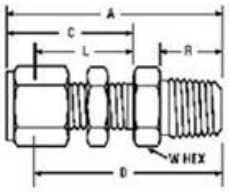

Imperial Tubing

Tube O.D inch	NPT Thr ead	Part No.	A		C		D		L		R		W inch	B' head hole drill size inch	Max b' head thich ness inch	Min bore	
			inch	mm	inch	mm	inch	mm	inch	mm	inch	mm				inch	mm
1/16	1/16	BAX - 1MBC1N	1.19	30.23	0.68	17.27	1.038	26.37	0.53	13.46	0.38	9.65	5/16	13/64	0.12	0.05	1.3
1/16	1/8	BAX - 1MBC2N	1.27	32.26	0.68	17.27	1.116	28.35	0.53	13.46	0.38	9.65	7/16	13/64	0.12	0.05	1.3
1/8	1/8	BAX - 2MBC2N	1.83	46.48	1.23	31.24	1.571	39.90	0.97	24.64	0.38	9.65	1/2	21/64	0.50	0.09	2.3
3/16	1/8	BAX - 3MBC2N	1.89	48.01	1.20	30.48	1.634	41.50	1.00	25.40	0.38	9.65	9/16	25/64	0.50	0.13	3.3
1/4	1/8	BAX - 4MBC2N	1.95	49.53	1.31	33.27	1.665	42.29	1.02	25.91	0.38	9.65	5/8	29/64	0.40	0.19	4.8
1/4	1/4	BAX - 4MBC4N	2.132	54.15	1.31	33.27	1.842	46.79	1.02	25.91	0.56	14.22	5/8	29/64	0.40	0.19	4.8
1/4	3/8	BAX - 4MBC6N	2.162	54.91	1.31	33.27	1.872	47.55	1.02	25.91	0.56	14.22	11/16	29/64	0.40	0.19	4.8
1/4	1/2	BAX - 4MBC8N	2.374	60.30	1.31	33.27	2.084	52.93	1.02	25.91	0.75	19.05	7/8	29/64	0.40	0.19	4.8
3/8	1/8	BAX - 6MBC2N	2.08	52.83	1.44	36.58	1.778	45.16	1.15	29.21	0.38	9.65	3/4	37/64	0.44	0.19	4.8
3/8	1/4	BAX - 6MBC4N	2.265	57.53	1.44	36.58	1.975	50.17	1.15	29.21	0.56	14.22	3/4	37/64	0.44	0.28	7.1
3/8	3/8	BAX - 6MBC6N	2.265	57.53	1.44	36.58	1.975	50.17	1.15	29.21	0.56	14.22	3/4	37/64	0.44	0.28	7.1
3/8	1/2	BAX - 6MBC8N	2.48	62.99	1.44	36.58	2.219	56.36	1.15	29.21	0.75	19.05	7/8	37/64	0.44	0.28	7.1
1/2	3/8	BAX - 8MBC6N	2.494	63.35	1.65	41.91	2.094	53.19	1.25	31.75	0.56	14.22	15/16	49/64	0.50	0.41	10.4
1/2	1/2	BAX - 8MBC8N	2.712	68.88	1.65	41.91	2.312	58.72	1.25	31.75	0.75	19.05	15/16	49/64	0.50	0.41	10.4

Metric Tubing

(Metric tube fittings are identified by a stepped shoulder on both the body and the threaded end of the nut as illustrated.)

Tube O.D mm	NPT thread	Part Number	A	C	D	L	R	W inch	B'head hole drill size mm	Max b'head thich ness inch	Min bore
			mm	mm	mm	mm	mm				mm
6	1/8	BAX - 6MBC1/8N	49.6	33.7	42.1	26.2	9.5	16.0	11.5	10.2	4.8
6	1/4	BAX - 6MBC1/4N	53.5	33.7	46.0	26.2	14.3	16.0	11.5	10.2	4.8
8	1/8	BAX - 8MBC1/8N	52.3	36.0	44.8	28.5	9.5	18.0	13.1	11.2	4.8
8	1/4	BAX - 8MBC1/4N	57.5	36.0	50.0	28.5	14.3	18.0	13.1	11.2	6.4
10	1/4	BAX - 10MBC1/4N	58.4	37.0	50.8	29.4	14.3	22.0	16.3	11.2	7.1
10	3/8	BAX - 10MBC3/8N	58.4	37.0	50.8	29.4	14.3	22.0	16.3	11.2	7.9
10	1/2	BAX - 10MBC1/2N	63.1	37.0	55.5	29.4	19.0	22.0	16.3	11.2	7.9
12	1/4	BAX - 12MBC1/4N	63.3	10.1	53.2	31.8	14.3	24.0	19.5	12.7	7.1
12	3/8	BAX - 12MBC3/8N	64.5	10.1	54.4	31.8	14.3	24.0	19.5	12.7	9.5
12	1/2	BAX - 12MBC1/2N	67.5	10.1	57.4	31.8	19.0	24.0	19.5	12.7	9.5

Note : Dimensions are for reference only and are subject to change without prior intimation.

BAXCELL
BAXCELL Instrument Valves & Fittings Pvt. Ltd.
Mumbai - India
http://www.baxcell.com

Male Elbow NPT - MEN (Imperial Series)

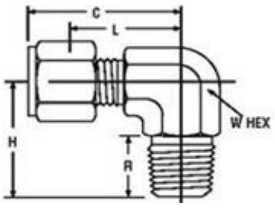

Imperial Tubing

Tube O.D inch	NPT thread	Part Number	C		H		L		R		W inch	Min bore	
			inch	mm	inch	mm	inch	mm	inch	mm		inch	mm
1/16	1/16	BAX - 1ME1N	0.75	19.05	0.70	17.78	0.60	15.24	0.38	9.65	7/16	0.05	1.27
1/16	1/8	BAX - 1ME2N	0.75	19.05	0.70	17.78	0.60	15.24	0.38	9.65	7/16	0.05	1.27
1/8	1/8	BAX - 2ME2N	0.93	23.62	0.70	17.78	0.67	17.02	0.38	9.65	7/16	0.09	2.29
1/8	1/4	BAX - 2ME4N	0.97	24.64	0.93	23.62	0.72	18.29	0.56	14.22	9/16	0.09	2.29
3/16	1/8	BAX - 3ME2N	1.00	25.40	0.74	18.80	0.74	18.80	0.38	9.65	1/2	0.13	3.30
1/4	1/8	BAX - 4ME2N	1.06	26.92	0.74	18.80	0.77	19.56	0.38	9.65	1/2	0.19	4.83
1/4	1/4	BAX - 4ME4N	1.06	26.92	0.93	23.62	0.77	19.56	0.56	14.22	9/16	0.19	4.83
1/4	3/8	BAX - 4ME6N	1.17	29.72	1.04	26.42	0.88	22.35	0.56	14.22	11/16	0.19	4.83
1/4	1/2	BAX - 4ME8N	1.25	31.75	1.31	33.27	0.96	24.38	0.75	19.05	13/16	0.19	4.83
5/16	1/8	BAX - 5ME2N	1.13	28.70	0.79	20.07	0.84	21.34	0.38	9.65	9/16	0.19	4.83
5/16	1/4	BAX - 5ME4N	1.13	28.70	0.97	24.64	0.84	21.34	0.56	14.22	9/16	0.25	6.35
5/16	3/8	BAX - 5ME6N	1.23	31.24	1.13	28.70	0.94	23.88	0.56	14.22	3/4	0.25	6.35
3/8	1/8	BAX - 6ME2N	1.20	30.48	0.82	20.83	0.91	23.11	0.38	9.65	5/8	0.19	4.83
3/8	1/4	BAX - 6ME4N	1.20	30.48	1.01	25.65	0.91	23.11	0.56	14.22	5/8	0.28	7.11
3/8	3/8	BAX - 6ME6N	1.23	31.24	1.13	28.70	0.97	24.64	0.56	14.22	11/16	0.28	7.11
3/8	1/2	BAX - 6ME8N	1.31	33.27	1.31	33.27	1.02	25.91	0.75	19.05	13/16	0.28	7.11
1/2	1/4	BAX - 8ME4N	1.42	36.07	1.12	28.45	1.02	25.91	0.56	14.22	13/16	0.28	7.11
1/2	3/8	BAX - 8ME6N	1.42	36.07	1.12	28.45	1.02	25.91	0.56	14.22	13/16	0.41	10.41
1/2	1/2	BAX - 8ME8N	1.42	36.07	1.31	33.27	1.02	25.91	0.75	19.05	13/16	0.41	10.41
1/2	3/4	BAX - 8ME12N	1.57	39.88	1.46	37.08	1.17	29.72	0.75	19.05	1.1/16	0.41	10.41
5/8	3/8	BAX - 10ME6N	1.50	38.10	1.20	30.48	1.10	27.94	0.56	14.22	15/16	0.41	10.41
5/8	1/2	BAX - 10ME8N	1.50	38.10	1.39	35.31	1.10	27.94	0.75	19.05	15/16	0.50	12.70
3/4	1/2	BAX - 12ME8N	1.57	39.88	1.46	37.08	1.17	29.72	0.75	19.05	1.1/16	0.50	12.70
3/4	3/4	BAX -12ME12N	1.57	39.88	1.46	37.08	1.17	29.72	0.75	19.05	1.1/16	0.63	16.00
7/8	3/4	BAX -14ME12N	1.76	44.70	1.65	41.91	1.36	34.54	0.75	19.05	1.3/8	0.72	18.29
1	3/4	BAX -16ME12N	1.93	49.02	1.65	41.91	1.45	36.83	0.75	19.05	1.3/8	0.72	18.29
1	1	BAX -16ME16N	1.93	49.02	1.84	46.74	1.45	36.83	0.94	23.88	1.3/8	0.88	22.35

BAXCELL
BAXCELL Instrument Valves & Fittings Pvt. Ltd.
Mumbai - India
http://www.baxcell.com

Male Elbow NPT - MEN (Metric Series)

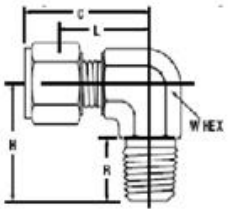

Metric Tubing

(Metric tube fittings are identified by a stepped shoulder on both the body and the threaded end of the nut as illustrated.)

Tube O.D mm	NPT thread	Part Number	C	H	L	R	W inch	Min bore
			mm	mm	mm	mm		mm
3	1/8	BAX - 3MME1/8N	23.6	17.8	17.0	9.7	7/16	2.4
3	1/4	BAX - 3MME1/4N	24.6	23.4	18.0	14.2	1/2	2.4
4	1/8	BAX - 4MME1/8N	25.4	18.8	19.2	9.7	1/2	3.0
4	1/4	BAX - 4MME1/4N	26.2	25.4	19.6	14.2	1/2	3.0
6	1/8	BAX - 6MME1/8N	27.0	18.8	19.6	9.7	1/2	4.8
6	1/4	BAX - 6MME1/4N	27.0	23.4	19.6	14.2	1/2	4.8
6	3/8	BAX - 6MME3/8N	29.8	26.2	22.4	14.2	11/16	4.8
6	1/2	BAX - 6MME1/2N	31.8	33.0	24.4	19.0	13/16	4.8
8	1/4	BAX - 8MME1/4N	28.8	24.4	21.3	14.2	9/16	6.4
8	3/8	BAX - 8MME3/8N	30.6	26.2	23.1	14.2	11/16	6.4
10	1/4	BAX - 10MME1/4N	31.5	26.2	23.9	14.2	11/16	7.1
10	3/8	BAX - 10MME3/8N	31.5	26.2	23.9	14.2	11/16	7.9
10	1/2	BAX - 10MME1/2N	33.5	33.0	25.9	19.0	13/16	7.9
12	1/4	BAX - 12MME1/4N	36.0	28.2	25.9	14.2	13/16	7.1
12	3/8	BAX - 12MME3/8N	36.0	28.2	25.9	14.2	13/16	9.5
12	1/2	BAX - 12MME1/2N	36.0	33.0	25.9	19.0	13/16	9.5
12	3/4	BAX - 12MME3/4N	39.8	36.8	29.7	19.0	1.1/16	9.5
16	3/8	BAX - 16MME3/8N	38.0	30.2	27.9	14.2	15/16	10.3
16	1/2	BAX - 16MME1/2N	38.0	35.1	27.9	19.0	15/16	12.7
16	3/4	BAX - 16MME3/4N	39.8	36.1	29.7	19.0	1.1/16	12.7
18	1/2	BAX - 18MME1/2N	39.8	36.8	29.7	19.0	1.1/16	12.7
18	3/4	BAX - 18MME3/4N	39.8	36.8	29.7	19.0	1.1/16	15.1
20	1/2	BAX - 20MME1/2N	44.6	41.7	34.5	19.0	1.3/8	12.7
20	3/4	BAX - 20MME3/4N	44.6	41.7	34.5	19.0	1.3/8	15.9
25	3/4	BAX - 25MME3/4N	49.1	41.7	36.8	19.0	1.3/8	18.3
25	1	BAX - 25MME1N	49.1	46.5	36.8	23.9	1.3/8	22.2

Note : Dimensions are for reference only and are subject to change without prior intimation.

Male Elbow BSP Taper - MEB

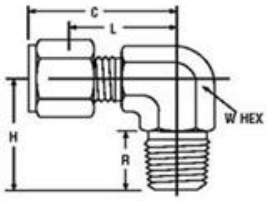

Imperial Tubing

Tube O.D inch	BSP Tr thread	Part Number	C		H		L		R		W	Min bore	
			inch	mm	inch	mm	inch	mm	inch	mm	inch	inch	mm
1/4	1/8	BAX - 4ME2B	1.06	26.92	0.75	19.05	0.77	19.56	0.38	9.65	1/2	0.19	4.83
1/4	1/4	BAX - 4ME4B	1.06	26.92	0.94	23.88	0.77	19.56	0.56	14.22	9/16	0.19	4.83
3/8	1/4	BAX - 6ME4B	1.20	30.48	1.02	25.91	0.91	23.11	0.56	14.22	5/8	0.28	7.11
3/8	3/8	BAX - 6ME6B	1.23	31.24	1.05	26.67	0.97	24.64	0.56	14.22	11/16	0.28	7.11
1/2	1/4	BAX - 8ME4B	1.42	36.07	1.13	28.70	1.02	25.91	0.56	14.22	13/16	0.28	7.11
1/2	1/2	BAX - 8ME8B	1.42	36.07	1.32	33.53	1.02	25.91	0.75	19.05	13/16	0.41	10.41

Metric Tubing

(Metric tube fittings are identified by a stepped shoulder on both the body and the threaded end of the nut as illustrated.)

Tube O.D mm	BSP Tr thread	Part Number	C	H	L	R	W inch	Min bore
			mm	mm	mm	mm		mm
3	1/8	BAX - 3MME1/8B	23.6	17.8	17.0	9.7	7/16	2.4
4	1/8	BAX - 4MME1/8B	25.4	18.8	18.8	9.7	1/2	2.4
6	1/8	BAX - 6MME1/8B	27.0	18.8	19.6	9.7	1/2	4.8
6	1/4	BAX - 6MME1/4B	27.0	23.4	19.6	14.2	1/2	4.8
6	3/8	BAX - 6MME3/8B	29.8	26.2	22.4	14.2	11/16	4.8
6	1/2	BAX - 6MME1/2B	31.8	33.0	24.4	19.0	13/16	4.8
8	1/4	BAX - 8MME1/4B	28.8	24.4	21.3	14.2	9/16	6.4
10	1/8	BAX - 10MME1/8B	31.5	21.6	23.9	9.7	11/16	4.8
10	1/4	BAX - 10MME1/4B	31.5	26.2	23.9	14.2	11/16	7.1
10	3/8	BAX - 10MME3/8B	31.5	26.2	23.9	14.2	11/16	7.9
10	1/2	BAX - 10MME1/2B	33.5	33.0	25.9	19.0	13/16	7.9
12	1/4	BAX - 12MME1/4B	36.0	28.2	25.9	14.2	13/16	7.1
12	3/8	BAX - 12MME3/8B	36.0	28.2	25.9	14.2	13/16	9.5
12	1/2	BAX - 12MME1/2B	36.0	33.0	25.9	19.0	13/16	9.5
16	3/8	BAX - 16MME3/8B	38.0	30.2	27.9	14.2	15/16	10.3
16	1/2	BAX - 16MME1/2B	38.0	35.1	27.9	19.0	15/16	12.7
18	1/2	BAX - 18MME1/2B	39.8	36.8	29.7	19.0	1.1/16	12.7
18	3/4	BAX - 18MME3/4B	39.8	36.8	29.7	19.0	1.1/16	15.1
20	3/4	BAX - 20MME3/4B	44.6	41.7	34.5	19.0	1.3/8	15.9
25	1	BAX - 25MME1B	49.1	46.5	36.8	23.9	1.3/8	22.2

Note : Dimensions are for reference only and are subject to change without prior intimation.

BAXCELL
BAXCELL Instrument Valves & Fittings Pvt. Ltd.
Mumbai - India
http://www.baxcell.com

Male Elbow NPT 45 -METN

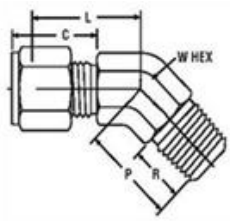

Imperial Tubing

Tube O.D inch	NPT thread	Part Number	C		L		P		R		W inch	Min bore	
			inch	mm	inch	mm	inch	mm	inch	mm		inch	mm
1/16	1/16	BAX - 1MET1N	0.43	10.92	0.47	11.94	0.57	14.48	0.38	9.65	7/16	0.05	1.27
1/8	1/8	BAX - 2MET2N	0.60	15.24	0.53	13.46	0.57	14.48	0.38	9.65	7/16	0.09	2.29
3/16	1/8	BAX - 3MET2N	0.64	16.26	0.56	14.22	0.58	14.73	0.38	9.65	7/16	0.13	3.30
1/4	1/8	BAX - 4MET2N	0.70	17.78	0.66	16.76	0.66	16.76	0.38	9.65	9/16	0.19	4.83
1/4	1/4	BAX - 4MET4N	0.70	17.78	0.66	16.76	0.86	21.84	0.56	14.22	9/16	0.19	4.83
5/16	1/8	BAX - 5MET2N	0.73	18.54	0.66	16.76	0.66	16.76	0.38	9.65	9/16	0.19	4.83
3/8	1/4	BAX - 6MET4N	0.76	19.30	0.72	18.29	0.86	21.84	0.56	14.22	9/16	0.28	7.11
1/2	3/8	BAX - 8MET6N	0.87	22.10	0.75	19.05	0.95	24.13	0.56	14.22	3/4	0.41	10.41
5/8	1/2	BAX - 10MET8N	0.87	22.10	0.84	21.34	1.20	30.48	0.75	19.05	1.1/16	0.50	12.70
3/4	3/4	BAX - 12MET12N	0.87	22.10	0.84	21.34	1.20	30.48	0.75	19.05	1.1/16	0.63	16.00
7/8	3/4	BAX - 14MET12N	0.87	22.10	1.36	34.54	1.27	32.26	0.75	19.05	1.5/16	0.72	18.29
1	1	BAX - 1MET1N	1.05	26.67	1.19	30.23	1.14	28.96	0.94	23.88	1.5/16	0.88	22.35

Metric Tubing

(Metric tube fittings are identified by a stepped shoulder on both the body and the threaded end of the nut as illustrated.)

Tube O.D mm	NPT thread	Part Number	C	L	P	R	W inch	Min bore mm
			mm	mm	mm	mm		
6	1/8	BAX - 6MMET1/8N	17.7	16.0	16.8	9.5	14.0	4.8
6	1/4	BAX - 6MMET1/4N	17.7	16.0	21.8	14.3	14.0	4.8
8	1/8	BAX - 8MMET1/8N	18.6	16.8	16.8	9.5	14.0	4.8
10	1/4	BAX - 10MMET1/4N	19.5	19.0	24.1	14.3	19.0	7.1
12	3/8	BAX - 12MMET3/8N	22.0	19.0	24.1	14.3	19.0	9.5
12	1/2	BAX - 12MMET1/2N	22.0	20.6	29.7	19.0	22.0	9.5
16	1/2	BAX - 16MMET1/2N	22.0	20.6	29.7	19.0	22.0	12.7

Note : Dimensions are for referance only and are subject to change without prior intimation.

Male Run TEE NPT - MRTN

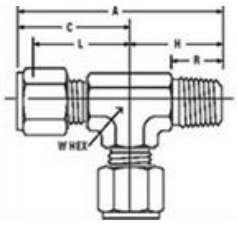

Imperial Tubing

Tube O.D inch	NPT thread	Part No.	A		C		H		L		R		W	in. bore	
			inch	mm	inch	mm	inch	mm	inch	mm	inch	mm	inch	inch	mm
1/8	1/8	BAX - 2MRT2N	1.63	41.40	0.93	23.62	0.71	18.03	0.66	16.76	0.38	9.65	7/16	0.09	2.29
1/8	1/4	BAX - 2MRT4N	1.89	48.01	0.97	24.64	0.93	23.62	0.70	17.78	0.56	14.22	9/16	0.09	2.29
3/16	1/8	BAX - 3MRT2N	1.66	42.16	0.96	24.38	0.70	17.78	0.70	17.78	0.38	9.65	7/16	0.13	3.30
1/4	1/8	BAX - 4MRT2N	1.80	45.72	1.06	26.92	0.74	18.80	0.77	19.56	0.38	9.65	1/2	0.19	4.83
1/4	1/4	BAX - 4MRT4N	1.98	50.29	1.06	26.92	0.93	23.62	0.77	19.56	0.56	14.22	1/2	0.19	4.83
5/16	1/8	BAX - 5MRT2N	1.99	50.55	1.17	29.72	0.82	20.83	0.88	22.35	0.38	9.65	5/8	0.19	4.83
5/16	1/4	BAX - 5MRT4N	2.18	55.37	1.17	29.72	1.01	25.65	0.88	22.35	0.56	14.22	5/8	0.25	6.35
3/8	1/4	BAX - 6MRT4N	2.20	55.88	1.20	30.48	1.01	25.65	0.91	23.11	0.56	14.22	5/8	0.28	7.112
3/8	3/8	BAX - 6MRT6N	2.42	61.47	1.31	33.27	1.12	28.45	1.02	25.91	0.56	14.22	13/16	0.28	7.112
1/2	3/8	BAX - 8MRT6N	2.53	64.26	1.42	36.07	1.12	28.45	1.02	25.91	0.56	14.22	13/16	0.41	10.414
1/2	1/2	BAX - 8MRT8N	2.72	69.09	1.42	36.07	1.31	33.27	1.02	25.91	0.75	19.05	7/8	0.41	10.414
5/8	1/2	BAX - 10MRT8N	2.88	73.15	1.50	38.10	1.39	35.31	1.10	27.94	0.75	19.05	15/16	0.50	12.7
3/4	3/4	BAX - 12MRT12N	3.02	76.71	1.57	39.88	1.46	37.08	1.17	29.72	0.75	19.05	1.1/16	0.63	16.002
7/8	3/4	BAX - 14MRT12N	3.41	86.61	1.76	44.70	1.65	41.91	1.36	34.54	0.75	19.05	1.3/8	0.72	18.288
1	3/4	BAX - 16MRT12N	3.59	91.19	1.94	49.28	1.65	41.91	1.45	36.83	0.75	19.05	1.3/8	0.72	18.288
1	1	BAX - 16MRT16N	3.78	96.01	1.94	49.28	1.84	46.74	1.45	36.83	0.94	23.88	1.3/8	0.88	22.352

Metric Tubing

(Metric tube fittings are identified by a stepped shoulder on both the body and the threaded end of the nut as illustrated.)

Tube O.D mm	NPT thread	Part Number	A	C	H	L	R	W inch	Min bore mm
			mm	mm	mm	mm	mm		
6	1/8	BAX - 6MMRT1/8N	45.8	27.0	18.0	19.6	9.7	1/2	4.8
6	1/4	BAX - 6MMRT1/4N	50.3	27.0	23.4	19.6	14.2	1/2	4.8
8	1/4	BAX - 8MMRT1/4N	53.3	29.9	25.4	22.4	14.2	5/8	6.4
10	1/4	BAX - 10MMRT1/4N	61.7	33.5	28.2	25.9	14.2	13/16	7.1
10	1/2	BAX - 10MMRT1/2N	66.5	33.5	33.0	25.9	19.0	13/16	7.9
12	1/4	BAX - 12MMRT1/4N	64.2	36.0	28.2	25.9	14.2	13/16	7.1
12	3/8	BAX - 12MMRT3/8N	64.2	36.0	28.2	25.9	14.2	13/16	9.7
12	1/2	BAX - 12MMRT1/2N	69.0	36.0	33.0	25.9	19.0	13/16	9.7

Note : Dimensions are for reference only and are subject to change without prior intimation.

BAXCELL
BAXCELL Instrument Valves & Fittings Pvt. Ltd.
Mumbai - India
http://www.baxcell.com

Male Branch TEE NPT - MBTN

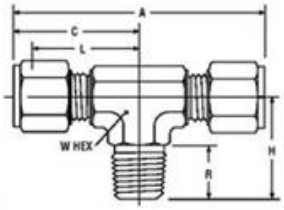

Imperial Tubing

Tube O.D inch	NPT thread	Part Number	A		C		H		L		R		W inch	Min bore	Min. Bore	
			inch	mm	inch	mm	inch	mm	inch	mm	inch	mm		inch	inch	mm
1/8	1/8	BAX - 2MBT2N	1.84	46.74	0.92	23.37	0.70	17.78	0.66	16.76	0.38	9.65	7/16	0.09	0.09	2.29
3/16	1/8	BAX - 3MBT2N	2.00	50.80	1.00	25.40	0.74	18.80	0.74	18.80	0.38	9.65	1/2	0.13	0.13	3.30
1/4	1/8	BAX - 4MBT2N	2.12	53.85	1.06	26.92	0.74	18.80	0.77	19.56	0.38	9.65	1/2	0.19	0.19	4.83
1/4	1/4	BAX - 4MBT4N	2.12	53.85	1.07	27.18	0.93	23.62	0.77	19.56	0.56	14.22	1/2	0.19	0.19	4.83
5/16	1/8	BAX - 5MBT2N	2.34	59.44	1.17	29.72	0.82	20.83	0.88	22.35	0.38	9.65	5/8	0.19	0.19	4.83
5/16	1/4	BAX - 5MBT4N	2.34	59.44	1.17	29.72	1.01	25.65	0.88	22.35	0.56	14.22	5/8	0.25	0.25	6.35
3/8	1/4	BAX - 6MBT4N	2.40	60.96	1.20	30.48	1.01	25.65	0.91	23.11	0.56	14.22	5/8	0.28	0.28	7.11
3/8	3/8	BAX - 6MBT6N	2.52	64.01	1.31	33.27	1.12	28.45	1.02	25.91	0.56	14.22	13/16	0.28	0.28	7.11
1/2	3/8	BAX - 8MBT6N	2.84	72.14	1.42	36.07	1.12	28.45	1.02	25.91	0.56	14.22	13/16	0.41	0.41	10.41
1/2	1/2	BAX - 8MBT8N	2.86	72.64	1.43	36.32	1.31	33.27	1.03	26.16	0.75	19.05	7/8	0.41	0.41	10.41
5/8	1/2	BAX - 10MBT8N	2.86	72.64	1.53	38.86	1.42	36.07	1.13	28.70	0.75	19.05	1	0.50	0.5	12.70
3/4	3/4	BAX - 12MBT12N	3.14	79.76	1.57	39.88	1.46	37.08	1.17	29.72	0.75	19.05	1.1/16	0.63	0.63	16.00
7/8	3/4	BAX - 14MBT12N	3.52	89.41	1.76	44.70	1.65	41.91	1.36	34.54	0.75	19.05	1.3/8	0.72	0.72	18.29
1	3/4	BAX - 16MBT12N	3.88	98.55	1.94	49.28	1.65	41.91	1.45	36.83	0.75	19.05	1.3/8	0.72	0.72	18.29
1	1	BAX - 16MBT16N	3.88	98.55	1.94	49.28	1.84	46.74	1.45	36.83	0.94	23.88	1.3/8	0.88	0.88	22.35

Metric Tubing

(Metric tube fittings are identified by a stepped shoulder on both the body and the threaded end of the nut as illustrated.)

Tube O.D mm	NPT thread	Part Number	A	C	H	L	R	W inch	Min bore mm
			mm	mm	mm	mm	mm		
6	1/8	BAX - 6MMBT1/8N	53.9	27.0	18.8	19.6	9.7	1/2	4.8
6	1/4	BAX - 6MMBT1/4N	53.9	27.0	23.4	19.6	14.2	1/2	4.8
8	1/8	BAX - 8MMBT1/8N	59.7	29.9	20.8	22.4	9.7	5/8	4.8
8	1/4	BAX - 8MMBT1/4N	59.7	29.9	25.4	24.4	14.2	9/16	6.4
10	1/4	BAX - 10MMBT1/4N	67.0	33.5	28.2	25.9	14.2	3/4	7.9
10	3/8	BAX - 10MMBT3/8N	67.0	33.5	28.2	25.9	14.2	13/16	7.9
12	1/4	BAX - 12MMBT1/4N	72.0	36.0	28.2	25.9	14.2	13/16	9.5
12	3/8	BAX - 12MMBT3/8N	72.0	36.0	28.2	25.9	14.2	13/16	9.5
12	1/2	BAX - 12MMBT1/2N	72.0	36.0	33.0	26.2	19.0	13/16	9.5

Note : Dimensions are for reference only and are subject to change without prior intimation.

BAXCELL
BAXCELL Instrument Valves & Fittings Pvt. Ltd.
Mumbai - India
http://www.baxcell.com

Female Connector NPT - FCN (Imperial Series)

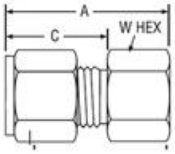

Imperial Tubing

Tube O.D inch	NPT thread	Part Number	A		C		D		W inch	Min bore	
			inch	mm	inch	mm	inch	mm		inch	mm
1/16	1/16	BAX - 1FC1N	0.93	23.62	0.43	10.92	0.78	19.81	7/16	0.05	1.27
1/16	1/8	BAX - 1FC2N	0.95	24.13	0.43	10.92	0.81	20.57	9/16	0.05	1.27
1/8	1/8	BAX - 2FC2N	1.14	28.96	0.60	15.24	0.88	22.35	9/16	0.09	2.29
1/8	1/4	BAX - 2FC4N	1.32	33.53	0.60	15.24	1.06	26.92	3/4	0.09	2.29
3/16	1/8	BAX - 3FC2N	1.17	29.72	0.64	16.26	0.91	23.11	9/16	0.13	3.30
3/16	1/4	BAX - 3FC4N	1.35	34.29	0.64	16.26	1.09	27.69	3/4	0.13	3.30
1/4	1/8	BAX - 4FC2N	1.23	31.24	0.70	17.78	0.94	23.88	9/16	0.19	4.83
1/4	1/4	BAX - 4FC4N	1.42	36.07	0.70	17.78	1.13	28.70	3/4	0.19	4.83
1/4	3/8	BAX - 4FC6N	1.48	37.59	0.70	17.78	1.19	30.23	7/8	0.19	4.83
1/4	1/2	BAX - 4FC8N	1.67	42.42	0.70	17.78	1.38	35.05	1.1/16	0.19	4.83
5/16	1/8	BAX - 5FC2N	1.27	32.26	0.73	18.54	0.97	24.64	9/16	0.25	6.35
5/16	1/4	BAX - 5FC4N	1.46	37.08	0.73	18.54	1.16	29.46	3/4	0.25	6.35
5/16	3/8	BAX - 5FC6N	1.51	38.35	0.73	18.54	1.219	30.96	7/8	0.25	6.35
3/8	1/8	BAX - 6FC2N	1.29	32.77	0.76	19.30	1.00	25.40	5/8	0.28	7.11
3/8	1/4	BAX - 6FC4N	1.48	37.59	0.76	19.30	1.19	30.23	3/4	0.28	7.11
3/8	3/8	BAX - 6FC6N	1.54	39.12	0.76	19.30	1.25	31.75	7/8	0.28	7.11
3/8	1/2	BAX - 6FC8N	1.73	43.94	0.76	19.30	1.44	36.58	1.1/16	0.28	7.11
1/2	1/4	BAX - 8FC4N	1.59	40.39	0.87	22.10	1.19	30.23	13/16	0.41	10.41
1/2	3/8	BAX - 8FC6N	1.65	41.91	0.87	22.10	1.25	31.75	7/8	0.41	10.41
1/2	1/2	BAX - 8FC8N	1.84	46.74	0.87	22.10	1.44	36.58	1.1/16	0.41	10.41
1/2	3/4	BAX - 8FC12N	1.96	49.78	0.87	22.10	1.56	39.62	1.1/4	0.41	10.41
5/8	3/8	BAX - 10FC6N	1.65	41.91	0.87	22.10	1.25	31.75	15/16	0.50	12.70
5/8	1/2	BAX - 10FC8N	1.84	46.74	0.87	22.10	1.44	36.58	1.1/16	0.50	12.70
3/4	1/2	BAX - 12FC8N	1.84	46.74	0.87	22.10	1.44	36.58	1.1/16	0.63	16.00
3/4	3/4	BAX - 12FC12N	1.96	49.78	0.87	22.10	1.56	39.62	1.3/8	0.63	16.00
7/8	3/4	BAX - 14FC12N	1.96	49.78	0.87	22.10	1.56	39.62	1.3/8	0.75	19.05
1	3/4	BAX - 16FC12N	2.15	54.61	1.05	26.67	1.66	42.16	1.3/8	0.88	22.35
1	1	BAX - 16FC16N	2.46	62.48	1.05	26.67	1.97	50.04	1.5/8	0.88	22.35

Note : Dimensions are for reference only and are subject to change without prior intimation.

BOOK

BAXCELL
BAXCELL Instrument Valves & Fittings Pvt. Ltd.
Mumbai - India
http://www.baxcell.com

Female Connector NPT - FCN (Metric Series)

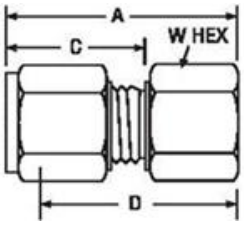

Metric Tubing

(Metric tube fittings are identified by a stepped shoulder on both the body and the threaded end of the nut as illustrated.)

Tube O.D mm	NPT Thread	Part Number	A mm	C mm	D mm	W inch	Min bore mm
3	1/8	BAX - 3MFC1/8N	28.8	15.3	22.2	14.0	2.4
3	1/4	BAX - 3MFC1/4N	33.6	15.3	27.0	19.0	2.4
4	1/8	BAX - 4MFC1/8N	29.6	16.1	23.0	14.0	3.0
6	1/8	BAX - 6MFC1/8N	31.3	17.7	14.0	14.0	4.8
6	1/4	BAX - 6MFC1/4N	36.1	17.7	28.6	19.0	4.8
6	3/8	BAX - 6MFC3/8N	37.7	17.7	30.2	22.0	4.8
8	1/8	BAX - 8MFC1/8N	32.1	18.6	24.6	14.0	6.4
8	1/4	BAX - 8MFC1/4N	36.9	18.6	29.4	19.0	6.4
8	3/8	BAX - 8MFC3/8N	38.5	18.6	31.0	22.0	6.4
10	1/4	BAX - 10MFC1/4N	37.8	19.5	30.2	19.0	7.9
10	3/8	BAX - 10MFC3/8N	39.4	19.5	31.8	22.0	7.9
10	1/2	BAX - 10MFC1/2N	44.1	19.5	36.5	27.0	7.9
12	1/4	BAX - 12MFC1/4N	41.9	22.0	31.8	22.0	9.5
12	3/8	BAX - 12MFC3/8N	41.9	22.0	31.8	22.0	9.5
12	1/2	BAX - 12MFC1/2N	46.6	22.0	36.5	27.0	9.5
16	3/8	BAX - 16MFC3/8N	41.9	22.0	31.8	27.0	12.7
16	1/2	BAX - 16MFC1/2N	46.6	22.0	36.5	27.0	12.7
20	1/2	BAX - 20MFC1/2N	47.9	22.0	37.8	30.0	15.9
20	3/4	BAX - 20MFC3/4N	49.7	22.0	39.6	35.0	15.9
25	3/4	BAX - 25MFC3/4N	53.6	26.5	41.3	35.0	22.2
25	1	BAX - 25MFC1N	62.3	26.5	50.0	41.0	22.2

Note : Dimensions are for reference only and are subject to change without prior intimation.

BAXCELL
BAXCELL Instrument Valves & Fittings Pvt. Ltd.
Mumbai - India
http://www.baxcell.com

Female Connector BSP - FCB / BSPP-FCBP

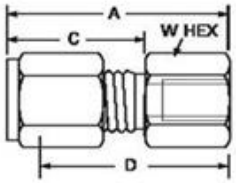

Female Connector BSP - FCB
Imperial Tubing

Tube O.D inch	BSP Tr thread	Part Number	A		C		D		W inch	Min bore	
			inch	mm	inch	mm	inch	mm		inch	mm
1/4	1/8	BAX - 4FC2B	1.24	31.50	0.70	17.78	0.94	23.88	9/16	0.19	4.83
1/4	1/4	BAX - 4FC4B	1.42	36.07	0.70	17.78	1.13	28.70	3/4	0.19	4.83
1/4	3/8	BAX - 4FC6B	1.49	37.85	0.70	17.78	1.19	30.23	7/8	0.19	4.83
1/4	1/2	BAX - 4FC8B	1.68	42.67	0.70	17.78	1.38	35.05	1.1/16	0.19	4.83

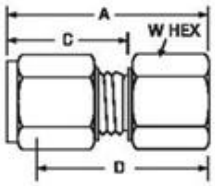

Female Connector BSPP - FCBP
Metric Tubing

(Metric tube fittings are identified by a stepped shoulder on both the body and the threaded end of the nut as illustrated.)

Tube O.D mm	BSPP thread	Part Number	A	C	D	P	W inch	Min bore
			mm	mm	mm	mm		mm
6	1/4	BAX - 6MFC1/4BP	37.7	17.7	30.2	5.2	19.0	4.8
6	3/8	BAX - 6MFC3/8BP	37.7	17.7	30.2	6.5	22.0	4.8
6	1/2	BAX - 6MFC1/2BP	43.2	17.7	35.7	7.0	27.0	4.8
8	1/4	BAX - 8MFC1/4BP	38.5	18.6	31.0	5.2	19.0	5.2
8	3/8	BAX - 8MFC3/8BP	40.8	18.6	33.3	6.5	22.0	6.5
8	1/2	BAX - 8MFC1/2BP	44.0	18.6	36.5	7.0	27.0	6.4
10	1/4	BAX - 10MFC1/4BP	39.4	19.5	31.8	5.2	19.0	5.2
10	3/8	BAX - 10MFC3/8BP	38.8	19.5	31.2	6.5	22.0	6.5
10	1/2	BAX - 10MFC1/2BP	41.3	19.5	33.7	7.0	27.0	7.0
12	1/4	BAX - 12MFC1/4BP	41.9	22.0	31.8	5.2	22.0	5.2
12	3/8	BAX - 12MFC3/8BP	44.4	22.0	34.3	6.5	22.0	6.5
12	1/2	BAX - 12MFC1/2BP	48.2	22.0	38.1	7.0	27.0	7.0

Note : Dimensions are for reference only and are subject to change without prior intimation.

BAXCELL
BAXCELL Instrument Valves & Fittings Pvt. Ltd.
Mumbai - India
http://www.baxcell.com

Female Bulkhead Connector NPT - FBCN

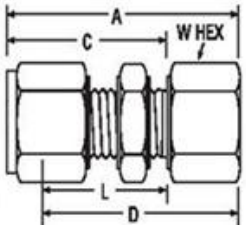

Imperial Tubing

Tube O.D inch	NPT thread	Part No.	A		C		D		L		W inch	B' head hole drill size inch	Max b' head thich-ness inch	Min bore	
			inch	mm	inch	mm	inch	mm	inch	mm				inch	mm
1/8	1/8	BAX - 2FBC2N	1.76	44.7	1.23	31.24	1.50	38.10	0.97	24.64	9/16	21/64	0.50	0.09	2.29
3/16	1/8	BAX - 3FBC2N	1.79	45.5	1.26	32.00	1.53	38.86	1.00	25.40	9/16	25/64	0.50	0.13	3.30
1/4	1/8	BAX - 4FBC2N	1.85	47	1.31	33.27	1.56	39.62	1.02	25.91	5/8	29/64	0.40	0.19	4.83
1/4	1/4	BAX - 4FBC4N	2.04	51.8	1.31	33.27	1.75	44.45	1.02	25.91	3/4	29/64	0.40	0.19	4.83
5/16	1/8	BAX - 5FBC2N	1.96	49.8	1.42	36.07	1.66	42.16	1.12	28.45	11/16	33/64	0.44	0.25	6.35
5/16	1/2	BAX - 5FBC8N	2.38	60.5	1.42	36.07	2.08	52.83	1.12	28.45	1.1/16	33/64	0.44	0.25	6.35
3/8	1/4	BAX - 8FBC4N	2.17	55.1	1.44	36.58	1.88	47.75	1.15	29.21	3/4	37/64	0.44	0.28	7.11
1/2	3/8	BAX - 8FBC6N	2.43	61.7	1.65	41.91	2.03	51.56	1.25	31.75	15/16	49/64	0.50	0.41	10.41
1/2	1/2	BAX - 8FBC8N	2.62	66.5	1.65	41.91	2.22	56.39	1.25	31.75	1.1/16	49/64	0.50	0.41	10.41
3/4	3/4	BAX - 12FBC12N	2.90	73.7	1.87	47.50	2.50	63.50	1.47	37.34	1.3/8	1.1/64	0.66	0.63	16.00
7/8	3/4	BAX - 14FBC12N	3.18	80.8	2.09	53.09	2.78	70.61	1.69	42.93	1.3/8	1.9/64	0.75	0.75	19.05
1	1	BAX - 16FBC16N	3.68	93.5	2.27	57.66	3.19	81.03	1.78	45.21	1.5/8	1.2/64	0.75	0.88	22.35

Metric Tubing

(Metric tube fittings are identified by a stepped shoulder on both the body and the threaded end of the nut as illustrated.)

Tube O.D mm	NPT thread	Part No.	A	C	D	L	W inch	B'head hole drill size mm	Max b'head thich ness mm	Min bore mm
			mm	mm	mm	mm				
6	1/8	BAX - 6MFBC1/8N	47.2	33.7	39.7	26.2	16.0	11.5	10.2	4.8
6	1/4	BAX - 6MFBC1/4N	52.0	33.7	44.5	26.2	19.0	11.5	10.2	4.8
8	1/8	BAX - 8MFBC1/8N	49.6	36.1	42.1	28.5	18.0	13.1	11.2	6.4
10	1/4	BAX - 10MFBC1/4N	55.2	37.0	47.6	29.4	19.0	16.3	11.2	7.9
12	3/8	BAX - 12MFBC3/8N	60.9	41.9	50.8	31.8	24.0	19.5	12.7	9.5
12	1/2	BAX - 12MFBC1/2N	66.4	41.9	56.3	31.8	27.0	19.5	12.7	9.5

Note : Dimensions are for reference only and are subject to change without prior intimation.

BAXCELL
BAXCELL Instrument Valves & Fittings Pvt. Ltd.
Mumbai - India
http://www.baxcell.com

Female Elbow NPT - FEN

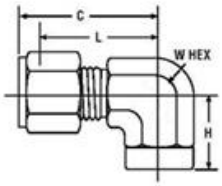

Imperial Tubing

Tube O.D inch	NPT thread	Part Number	C		H		L		W inch	Min bore	
			inch	mm	inch	mm	inch	mm		inch	mm
1/16	1/16	BAX - 1FE1N	0.75	19.05	0.50	12.70	0.60	15.24	7/16	0.05	1.27
1/16	1/8	BAX - 1FE2N	0.79	20.07	0.75	19.05	0.64	16.26	9/16	0.05	1.27
1/8	1/8	BAX - 2FE2N	0.97	24.64	0.75	19.05	0.71	18.03	9/16	0.09	2.29
1/8	1/4	BAX - 2FE4N	1.10	27.94	0.88	22.35	0.84	21.34	3/4	0.09	2.29
3/16	1/8	BAX - 3FE2N	1.00	25.40	0.75	19.05	0.74	18.80	9/16	0.13	3.30
1/4	1/8	BAX - 4FE2N	1.06	26.92	0.75	19.05	0.77	19.56	9/16	0.19	4.83
1/4	1/4	BAX - 4FE4N	1.20	30.48	0.88	22.35	0.91	23.11	11/16	0.19	4.83
1/4	3/8	BAX - 4FE6N	1.25	31.75	0.88	22.35	0.96	24.38	13/16	0.19	4.83
1/4	1/2	BAX - 4FE8N	1.36	34.54	1.13	28.70	1.07	27.18	1	0.19	4.83
5/16	1/8	BAX - 5FE2N	1.13	28.70	0.75	19.05	0.84	21.34	9/16	0.25	6.35
5/16	1/4	BAX - 5FE4N	1.24	31.50	0.88	22.35	0.94	23.88	11/16	2.25	57.15
3/8	1/8	BAX - 6FE2N	1.20	30.48	0.75	19.05	0.91	23.11	5/8	0.28	7.11
3/8	1/4	BAX - 2FC4N	1.26	32.00	0.88	22.35	0.97	24.64	11/16	0.28	7.11
3/8	3/8	BAX - 6FE6N	1.31	33.27	0.88	22.35	1.02	25.91	13/16	0.28	7.11
3/8	1/2	BAX - 6FE8N	1.42	36.07	1.13	28.70	1.13	28.70	1	0.28	7.11
1/2	1/4	BAX - 8FE4N	1.42	36.07	0.88	22.35	1.02	25.91	13/16	0.41	10.41
1/2	3/8	BAX - 8FE6N	1.42	36.07	0.88	22.35	1.02	25.91	13/16	0.41	10.41
1/2	1/2	BAX - 8FE8N	1.53	38.86	1.13	28.70	1.13	28.70	1	0.41	10.41
5/8	3/8	BAX - 10FE6N	1.50	38.10	0.88	22.35	1.10	27.94	15/16	0.50	12.70
5/8	1/2	BAX - 10FE8N	1.57	39.88	1.13	28.70	1.17	29.72	1.1/16	0.50	12.70
3/4	1/2	BAX - 12FE8N	1.57	39.88	1.13	28.70	1.17	29.72	1.1/16	0.63	16.00
3/4	3/4	BAX - 12FE12N	1.76	44.70	1.25	31.75	1.36	34.54	1.3/8	0.63	16.00
1	1	BAX - 16FE16N	2.02	51.31	1.50	38.10	1.53	38.86	1.5/18	0.88	22.35

Metric Tubing

(Metric tube fittings are identified by a stepped shoulder on both the body and the threaded end of the nut as illustrated.)

Tube O.D mm	NPT thread	Part Number	C	H	L	W inch	Min bore mm
			mm	mm	mm		
6	1/8	BAX - 6MFE1/8N	27.0	19.0	19.6	1/2	4/8
6	1/4	BAX - 6MFE1/4N	29.8	22.4	22.4	11/16	4/8
8	1/4	BAX - 8MFE1/4N	30.6	22.4	23.1	11/16	6.4
10	1/4	BAX - 10MFE1/4N	33.5	22.4	25.9	13/16	7.9
10	3/8	BAX - 10MFE3/8N	33.5	22.4	25.9	13/16	7.9
12	1/4	BAX - 12MFE1/4N	36.0	22.4	25.9	13/16	9.5
12	3/8	BAX - 12MFE3/8N	36.0	22.4	25.9	13/16	9.5
12	1/2	BAX - 12MFE1/2N	38.8	28.4	28.7	1	9.5
16	3/8	BAX - 16MFE3/8N	30.5	23.6	29.7	1.1/16	12.7
16	1/2	BAX - 16MFE1/2N	39.5	28.4	29.7	1.1/16	12.7

BAXCELL
BAXCELL Instrument Valves & Fittings Pvt. Ltd.
Mumbai - India
http://www.baxcell.com

Female Run Tee NPT - FRTN

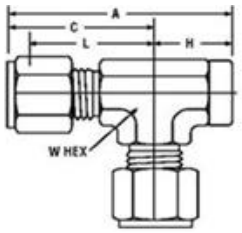

Imperial Tubing

Tube O.D inch	NPT thread	Part Number	A		C		H		L		W inch	Min. bore inch
			inch	mm	inch	mm	inch	mm	inch	mm		
1/8	1/8	BAX - 2FRT2N	1.72	43.69	0.96	24.38	0.75	19.05	0.70	17.78	1/2	0.09
3/16	1/8	BAX - 3FRT2N	1.76	44.70	1.01	25.65	0.75	19.05	0.74	18.80	1/2	0.13
1/4	1/8	BAX - 4FRT2N	1.81	45.97	1.06	26.92	0.75	19.05	0.77	19.56	1/2	0.19
1/4	1/4	BAX - 4FRT4N	2.05	52.07	1.17	29.72	0.88	22.35	0.88	22.35	11/16	0.19
5/16	1/8	BAX - 5FRT2N	1.92	48.77	1.17	29.72	0.75	19.05	0.88	22.35	5/8	0.25
3/8	1/4	BAX - 6FRT4N	2.11	53.59	1.23	31.24	0.88	22.35	0.94	23.88	11/16	0.28
1/2	3/8	BAX - 8FRT6N	2.30	58.42	1.42	36.07	0.88	22.35	1.02	25.91	7/8	0.41
1/2	1/2	BAX - 8FRT8N	2.66	67.56	1.53	38.86	1.13	28.70	1.13	28.70	1	0.41
3/4	3/4	BAX - 12FRT12N	3.01	76.45	1.76	44.70	1.25	31.75	1.36	34.54	1.3/8	0.63
7/8	1/2	BAX - 14FRT8N	3.9	99.1	1.76	44.7	1.25	31.75	1.36	34.54	1.3/8	0.63
7/8	3/4	BAX - 14FRT12N	3.01	76.5	1.76	44.7	1.25	31.75	1.36	34.54	1.3/8	0.75
1	3/4	BAX - 16FRT12N	3.18	80.77	1.93	49.02	1.25	31.75	1.45	36.83	1.3/8	0.88
1	1	BAX - 16FRT16N	3.52	89.41	2.02	51.31	1.50	38.10	1.65	41.91	1.3/8	0.88

Metric Tubing

(Metric tube fittings are identified by a stepped shoulder on both the body and the threaded end of the nut as illustrated.)

Tube O.D mm	NPT thread	Part No.	A		C		H		L		W inch	Min. bore
			inch	mm	inch	mm	inch	mm	inch	mm		inch
3	1/8	BAX - 3MFRT1/8N	1.75	44.45	1.00	25.40	0.75	19.05	0.75	19.05	9/16	0.09
6	1/8	BAX - 6MFRT1/8N	1.83	46.48	1.08	27.43	0.75	19.05	0.78	19.81	1/2	0.19
6	1/4	BAX - 6MFRT1/4N	2.05	52.07	1.21	30.73	0.84	21.34	0.91	23.11	11/16	0.19
8	1/8	BAX - 8MFRT1/8N	1.85	46.99	1.10	27.94	0.75	19.05	0.81	20.57	5/8	0.25
10	1/4	BAX - 10MFRT1/4N	2.10	53.34	1.26	32.00	0.84	21.34	0.97	24.64	13/16	0.28
12	3/8	BAX - 12MFRT3/8N	2.32	58.93	1.41	35.81	0.91	23.11	1.03	26.16	13/16	0.41
12	1/2	BAX - 12MFRT1/2N	2.64	67.06	1.51	38.35	1.31	33.27	1.13	28.70	1	0.41
20	3/4	BAX - 20MFRT3/4N	2.88	73.15	1.63	41.40	1.25	31.75	1.25	31.75	1.5/16	0.63
25	3/4	BAX - 25MFRT3/4N	3.03	76.96	1.78	45.21	1.25	31.75	1.31	33.27	1.5/16	0.88
25	1	BAX - 25MFRT1N	3.50	88.90	2.00	50.80	1.50	38.10	1.53	38.86	1.5/8	0.88

Note : Dimensions are for reference only and are subject to change without prior intimation.

BAXCELL
BAXCELL Instrument Valves & Fittings Pvt. Ltd.
Mumbai - India
http://www.baxcell.com

Female Branch Tee NPT - FBTN

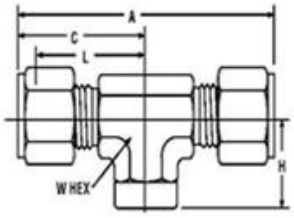

Imperial Tubing

Tube O.D inch	NPT thread	Part Number	A		C		H		L		W inch	Min bore
			inch	mm	inch	mm	inch	mm	inch	mm		inch
1/8	1/8	BAX - 2FBT2N	1.91	48.51	1.01	25.65	0.75	19.05	0.70	17.78	1/2	0.09
3/16	1/8	BAX - 3FBT2N	2.02	51.31	1.01	25.65	0.75	19.05	0.74	18.80	1/2	0.13
1/4	1/8	BAX - 4FBT2N	2.12	53.85	1.06	26.92	0.75	19.05	0.77	19.56	1/2	0.19
1/4	1/4	BAX - 4FBT4N	2.34	59.44	1.17	29.72	0.75	19.05	0.88	22.35	5/8	0.19
5/16	1/8	BAX - 5FBT2N	2.34	59.44	1.17	29.72	0.75	19.05	0.88	22.35	5/8	0.25
3/8	1/4	BAX - 6FBT4N	2.46	62.48	1.23	31.24	0.88	22.35	0.94	23.88	11/16	0.28
1/2	3/8	BAX - 8FBT6N	2.84	72.14	1.42	36.07	0.88	22.35	1.02	25.91	7/8	0.41
1/2	1/2	BAX - 8FBT8N	3.06	77.72	1.53	38.86	1.13	28.70	1.13	28.70	1	0.41
5/8	1/2	BAX - 10FBT8N	3.06	77.72	1.53	38.86	1.13	28.70	1.13	28.70	1	0.50
3/4	3/4	BAX - 12FBT12N	3.52	89.41	1.76	44.70	1.25	31.75	1.36	34.54	1.3/8	0.63
7/8	3/4	BAX - 14FBT12N	3.52	89.41	1.76	44.70	1.25	31.75	1.36	34.54	1.3/8	0.75
1	3/4	BAX - 16FBT12N	3.86	98.04	1.94	49.28	1.25	31.75	1.45	36.83	1.3/8	0.88
1	1	BAX - 16FBT16N	4.28	108.71	2.14	54.36	1.50	38.10	1.65	41.91	1.5/8	0.88

Metric Tubing

(Metric tube fittings are identified by a stepped shoulder on both the body and the threaded end of the nut as illustrated.)

Tube O.D inch	NPT thread	Part Number	A		C		H		L		W inch	Min bore
			inch	mm	inch	mm	inch	mm	inch	mm		inch
3	1/8	BAX - 3MFBT1/8N	2.00	50.80	1.00	25.40	0.75	19.05	0.75	19.05	9/16	0.09
6	1/8	BAX - 6MFBT1/8N	2.16	54.86	1.08	27.43	0.75	19.05	0.78	19.81	1/2	0.19
6	1/4	BAX - 6MFBT1/4N	2.42	61.47	1.21	30.73	0.84	21.34	0.91	23.11	11/16	0.19
8	1/8	BAX - 8MFBT1/8N	2.26	57.40	1.13	28.70	0.75	19.05	0.84	21.34	5/8	0.25
10	1/4	BAX - 10MFBT1/4N	2.52	64.01	1.26	32.00	0.84	21.34	0.97	24.64	13/16	0.28
12	3/8	BAX - 12MFBT3/8N	2.82	71.63	1.41	35.81	0.91	23.11	1.03	26.16	13/16	0.41
12	1/2	BAX - 12MFBT1/2N	3.02	76.71	1.51	38.35	1.13	28.70	1.13	28.70	1	0.41
20	3/4	BAX - 20MFBT3/4N	3.26	82.80	1.63	41.40	1.25	31.75	1.25	31.75	1.5/16	0.63
25	3/4	BAX - 25MFBT3/4N	3.56	90.42	1.78	45.21	1.25	31.75	1.31	33.27	1.5/16	0.88
25	1	BAX - 25MFBT1N	4.00	101.60	2.00	50.80	1.50	38.10	1.53	38.86	1.5/8	0.88

Note : Dimensions are for reference only and are subject to change without prior intimation.

BAXCELL
BAXCELL Instrument Valves & Fittings Pvt. Ltd.
Mumbai - India
http://www.baxcell.com

Blanking End - BE

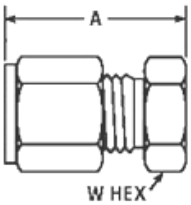

Imperial Tubing

Tube O.D inch	Part Number	A		W inch
		inch	mm	
1/16	BAX - 1BE1	0.44	11.18	5/16
1/8	BAX - 2BE2	0.53	13.46	7/16
3/16	BAX - 3BE3	0.58	14.73	7/16
1/4	BAX - 4BE4	0.63	16	1/2
5/16	BAX - 5BE5	0.67	17.02	9/16
3/8	BAX - 6BE6	0.72	18.29	5/8
1/2	BAX - 8BE8	0.75	19.05	13/16
5/8	BAX - 10BE10	0.78	19.81	15/16
3/4	BAX - 12BE12	0.84	21.34	1.1/16
7/8	BAX - 14BE14	0.91	23.11	1.3/16
1	BAX - 16BE16	1.03	26.16	1.3/8

Metric Tubing

(Metric tube fittings are identified by a stepped shoulder on both the body and the threaded end of the nut as illustrated.)

Tube O.D mm	Part Number	A	W
		mm	inch
3	BAX - 3MBE	13.5	7/16
4	BAX - 4MBE	14.3	7/16
6	BAX - 6MBE	15.9	1/2
8	BAX - 8MBE	17.1	9/16
10	BAX - 10MBE	19.1	11/16
12	BAX - 12MBE	19.1	13/16
16	BAX - 16MBE	19.8	15/16
18	BAX - 18MBE	21.3	1.1/16
20	BAX - 20MBE	23.9	1.1/16
25	BAX - 25MBE	26.2	1.3/8

Note : Dimensions are for reference only and are subject to change without prior intimation.

BAXCELL
BAXCELL Instrument Valves & Fittings Pvt. Ltd.
Mumbai - India
http://www.baxcell.com

Blanking Plug - BP

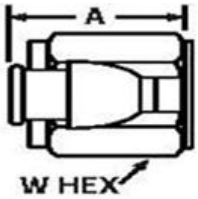

Imperial Tubing

Tube O.D inch	UN thread	Part Number	A		W inch
			inch	mm	
1/16	10-32UNF	BAX - 1BP1	0.31	7.87	5/16
1/8	5/16-20UN	BAX - 2BP2	0.47	11.94	7/16
3/16	3/8-20UN	BAX - 3BP3	0.47	11.94	1/2
1/4	7/16-20UNF	BAX - 4BP4	0.50	12.70	9/16
5/16	1/2-20UNF	BAX - 5BP5	0.53	13.46	5/8
3/8	9/16-20UN	BAX - 6BP6	0.56	14.22	11/16
1/2	3/4-20UNEF	BAX - 8BP8	0.69	17.53	7/8
5/8	7/8-20UNEF	BAX - 10BP10	0.69	17.53	1
3/4	1-20UNEF	BAX - 12BP12	0.69	17.53	1.1/8
7/8	1.1/8-20UN	BAX - 14BP12	0.69	17.53	1.1/4
1	1.5/16-20UN	BAX - 16BP16	0.81	20.57	1.1/2

Metric Tubing

(Metric tube fittings are identified by a stepped shoulder on both the body and the threaded end of the nut as illustrated.)

Tube O.D	**UN Thread**	**Part Number**	**A**	**W**
mm			**mm**	**mm**
3	5/16-20UN	BX-3MNU	11.9	12
4	3/8-20UN	BX-4MNU	11.9	12
6	7/8-20UNF	BX-6MNU	12.7	14
8	1/2-20UNF	BX-8MNU	13.5	16
10	5/8-20UN	BX-10MNU	15.1	19
12	3/4-20UNEF	BX-12MNU	17.5	22
16	7/8-20UNEF	BX-16MNU	17.5	25
18	1-20UNEF	BX-18MNU	17.5	30
20	1.1/8-20UN	BX-20MNU	17.5	32
25	1.5/16-20UN	BX-25MNU	20.6	38

Note : Dimensions are for reference only and are subject to change without prior intimation.

Tube Nut - NU

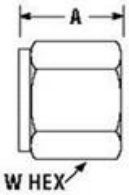

Imperial Tubing

Tube O.D inch	UN thread	Part Number	A		W inch
			inch	mm	
1/16	10-32UNF	BAX - 1NU1	0.31	7.87	5/16
1/8	5/16-20UN	BAX - 2NU2	0.47	11.94	7/16
3/16	3/8-20UN	BAX - 3NU3	0.47	11.94	1/2
1/4	7/16-20UNF	BAX - 4NU4	0.50	12.70	9/16
5/16	1/2-20UNF	BAX - 5NU5	0.53	13.46	5/8
3/8	9/16-20UN	BAX - 6NU6	0.56	14.22	11/16
1/2	3/4-20UNEF	BAX - 8NU8	0.69	17.53	7/8
5/8	7/8-20UNEF	BAX - 10NU10	0.69	17.53	1
3/4	1-20UNEF	BAX - 12NU12	0.69	17.53	1.1/8
7/8	1.1/8-20UN	BAX - 14NU14	0.69	17.53	1.1/4
1	1.5/16-20UN	BAX - 16NU16	0.81	20.57	1.1/2

Metric Tubing

(Metric tube fittings are identified by a stepped shoulder on both the body and the threaded end of the nut as illustrated.)

Tube O.D mm	UN thread	Part Number	A mm	W mm
3	5/16-20UN	BAX - 3MNU	11.9	12
4	3/8-20UN	BAX - 4MNU	11.9	12
6	7/6-20UNF	BAX - 6MNU	12.7	14
8	1/2-20UNF	BAX - 8MNU	13.5	16
10	5/8-20UN	BAX - 10MNU	15.1	19
12	3/4-20UNEF	BAX - 12MNU	17.5	22
16	7/8-20UNEF	BAX - 16MNU	17.5	25
18	1-20UNEF	BAX - 18MNU	17.5	30
20	1.1/8-20UN	BAX - 20MNU	17.5	32
25	1.5/16-20UN	BAX - 25MNU	20.6	38

Note : Dimensions are for reference only and are subject to change without prior intimation.

Front Ferrule - FF

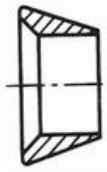

Imperial Tubing		Metric Tubing	
Tube O.D inch	**Part Number**	**Tube O.D mm**	**Part Number**
1/16	BAX - 1FF1	3	BAX - 3MFF
1/8	BAX - 2FF2	4	BAX - 4MFF
3/16	BAX - 3FF3	6	BAX - 6MFF
1/4	BAX - 4FF4	8	BAX - 8MFF
5/16	BAX - 5FF5	10	BAX - 10MFF
3/8	BAX - 6FF6	12	BAX - 12MFF
1/2	BAX - 8FF8	16	BAX - 16MFF
5/8	BAX - 10FF10	18	BAX - 18MFF
3/4	BAX - 12FF12	20	BAX - 20MFF
7/8	BAX - 14FF14	25	BAX - 25MFF
1	BAX - 16FF16		

Note: Dimensions are for reference only and are subject to change without prior intimation.

Back Ferrule - BF

Imperial Tubing		Metric Tubing	
Tube O.D inch	**Part Number**	**Tube O.D mm**	**Part Number**
1/16	BAX - 1BF1	3	BAX - 3MBF
1/8	BAX - 2BF2	4	BAX - 4MBF
3/16	BAX - 3BF3	6	BAX - 6MBF
1/4	BAX - 4BF4	8	BAX - 8MBF
5/16	BAX - 5BF5	10	BAX - 10MBF
3/8	BAX - 6BF6	12	BAX - 12MBF
1/2	BAX - 8BF8	16	BAX - 16MBF
5/8	BAX - 10BF10	18	BAX - 18MBF
3/4	BAX - 12BF12	20	BAX - 20MBF
7/8	BAX - 14BF14	25	BAX - 25MBF
1	BAX - 16BF16		

Note : Dimensions are for reference only and are subject to change without prior intimation.

BAXCELL

Engineered for Performance

Baxcell Instrument Valves & Fittings Pvt. Ltd.

Office :
Unit No. : 129, Nidhi Industrial Complex,
Agarwal Chowk, Sativali , Vasai (East),
District – Palghar Pin Code : 401208
Maharashtra, India.
Tel : 0091-7722017801 / 02 / 03 / 04 / 05
Emails : sales@baxcell.com,
exports@baxcell.com,
Website: www.baxcell.com